

- Login to Colleague Self-Service at <https://www.ecok.edu/login>


Hello, Welcome to Colleague Self-Service!

Choose a category to get started.

Notifications

Title

Details

 President's Leadership Class

Member of President's Leadership Class



Student Finance

Here you can view your latest statement and make a payment online.



Tax Information

Here you can change your consent for e-delivery of tax information.



Student Planning

Here you can search for courses, plan your terms, and schedule & enroll in your course sections.



Grades

Here you can view your grades by term.



Academic Attendance

Here you can view your attendances by term.

- Click Student Finance box

Account Summary

View a summary of your account

Account Overview

Amount Overdue	\$0.00	
Total Amount Due	\$0.00	Make a Payment
Total Account Balance	\$0.00	Account Activity
Fall 2023	\$0.00	

- Click Make a Payment link

Make a Payment

Use this page to make a payment on your account

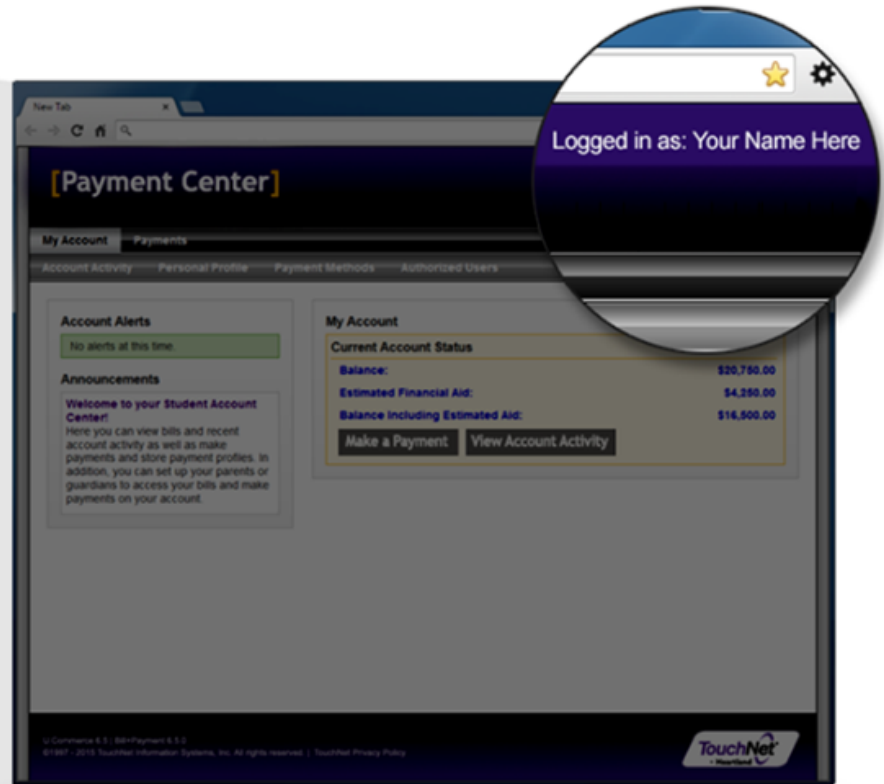
You are moving to the...

Secure Payment Center

To ensure you are making a secure payment, you will be identified and your name will be added in the right corner of the Payment Center.

This helps you CONFIRM a safe payment transaction.

[Continue to Payment Center](#)



- Continue to payment center

My Account ▾ My Profile ▾ Make Payment Payment Plans Refunds Help ▾

Announcement

Welcome to the East Cental University Student Account Center!

You can view your current account activity, make payments, or setup a payment plan. You can also allow your parents or guardians to access your account to make payments and view your current account activity by setting up an Authorized User.

DIRECT DEPOSIT = FASTEST WAY TO RECEIVE STUDENT REFUNDS. Setup under the **REFUNDS** tab.

If you have any questions regarding your refund delivery, please contact Heartland ECSI's Customer Service Team by calling **1-844-700-0134** or by using the chat feature on this page:
<https://heartland.ecsi.net/index.main.html#/contactus>.

Student Account

ID: xx [redacted]

Balance \$469.40

[View Activity](#) [Make Payment](#)

Statements

[Click the button to view your current account balance and details.](#) [View On Demand Statement](#)

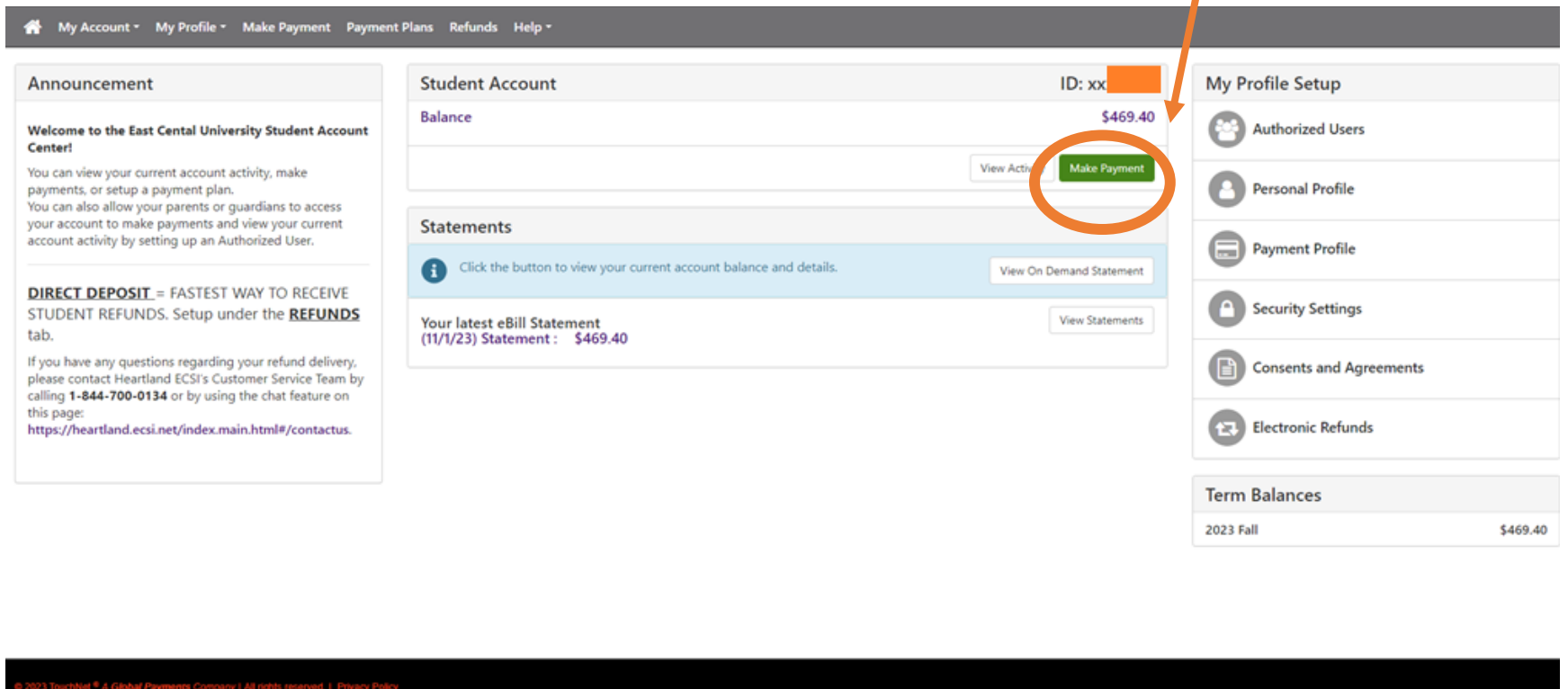
Your latest eBill Statement (11/1/23) Statement : **\$469.40** [View Statements](#)

My Profile Setup

- [Authorized Users](#)
- [Personal Profile](#)
- [Payment Profile](#)
- [Security Settings](#)
- [Consents and Agreements](#)
- [Electronic Refunds](#)

Term Balances

2023 Fall	\$469.40
-----------	----------



- Click make a payment

Account Payment



Amount



Method



Confirmation



Receipt

Payment Date:

Pay By Term

Enter payment amount and click 'Add' to include in the payment

2023 Fall | \$469.40

Payment Total \$0.00

(Student Account)	\$469.40
Payment Total	\$469.40

- You can edit how much you want to pay in the box and click add
- Click the continue button

Account Payment



Amount



Method



Confirmation



Receipt

* Indicates required information

Amount:

\$469.40

Method:*

Select Method



Back

Cancel

Continue

*Card payments are handled through PayPath[®], a tuition payment service. A non-refundable service fee will be added to your payment.

Electronic Check - Payments can be made from a personal checking or savings account.

- Select a Method of payment
- Click Continue

Account Payment



Amount



Method



Confirmation



Receipt

Please review the transaction details. Clicking Continue will open a new window, where you will complete your transaction.

Payment Information

Payment Date

11/16/23



Term	Account	Amount
2023 Fall	Student Account	\$469.40

Total Payment Amount **\$469.40**

Change Amount

Paid To

East Central University
1100 E 14th Street
PMB G-8
Ada, OK 74820

Confirmation Email

-

Selected Payment Method

Account: TOUCHNET PAYPATH

Change Payment Method

By selecting the Continue to PayPath button, you are agreeing to the [Terms and Conditions](#).

Back

Cancel

Continue to PayPath

- For Credit Card- make sure all is correct and continue to Pay Path

* Indicates required information

Amount: \$469.40

Method:* Electronic Check (checking/savings) ▼

Account Information

* Indicates required fields

You can use any personal checking or savings account.
Do not enter other accounts, such as corporate account numbers, credit cards, home equity, or traveler's checks.
Do not enter debit card numbers. Instead, enter the complete routing number and bank account number as found on a personal check.

*Account type: Select account type ▼

*Routing number: (Example)

*Bank account number:

*Confirm account number:

Billing Information

*Name on account:

*Billing address:

Billing address line two:

*City:

*State: Select State ▼

*Postal Code:

Option to Save

Save this payment method for future use

Save payment method as:
(example My Checking)

*Card payments are handled through PayPath[®], a tuition payment service. A non-refundable service fee will be added to your payment.

Electronic Check - Payments can be made from a personal checking or savings account.

- Enter information for Electronic Check

How to make a payment in Colleague Self Service

1. Go to the ECU home page and find the login tab
2. Login to your Colleague Self Service
3. Click the Student Finance Box at the top
4. Click on the Make a payment link at the right side of the page
5. Click on the blue button to continue to payment center
6. Once in the payment center, click the green button to make a payment
7. Select which term you would like to pay and add the amount to “your cart”
The amounts can be changed by typing in the box
8. Select the method you would like to pay with
9. For Credit card, review the information and continue to pay path to enter your information
For Electronic check, enter your information in and hit continue