

EAST CENTRAL UNIVERSITY

OFFICE OF SPONSORED PROGRAMS & RESEARCH

Annual Report



FY 2010

ANNUAL REPORT

Provost/Vice President's Goals for FY 2010

The Office of Sponsored Programs and Research (OSPR) worked toward accomplishing the following Vice President's goals for FY 2010:

2. assist with the completion of the major unit plans in administrative and fiscal affairs, student development, advancement, athletics, and communications and marketing) for inclusion in the institution's strategic plan by November 30, 2009 (Provost, VPSD, VPAFA, AD, DM&C) [SG1, SG2, SG3, SG4, IP7]; and

STATUS: The Associate Vice President for Research and Advancement worked with the Provost to complete work plans for the Office of Advancement and Alumni Relations.

4. oversee the first year work of the Higher Learning Commission Self Study steering committee in preparation for the next re-accreditation visit in the fall of 2011 (President and Provost) [SG1, SG2, SG3, SG4, IP7].

STATUS: The Associate Vice President for Research and Advancement continued to serve on the steering committee and chaired the Criterion 2 committee. Mai Fields, Meredith Jones and Vivian Whitney served on various criterion committees.

FY 2010 Goals for the Academic Affairs Council

The Office of Sponsored Programs and Research (OSPR) worked toward accomplishing the following FY 2010 goals established for all units in the Academic Affairs Council:

1. participate in the ECU Centennial Celebration during the fall of 2009 (All AAC units) [SG1, IP5];

STATUS: The OSPR participated, as requested by the President and others, in the ECU Centennial Celebration.

2. revise as necessary the College, School, Academic Departments, and Academic Units strategic plans (Provost, AAC members, Department Chairs) [SG1, SG2, SG3, SG4, IP7];

STATUS: The OSPR reviewed and updated its strategic plan in Fall 2009. Annual work plans were developed to align with the Strategic Plan.

ANNUAL REPORT

11. continue to monitor the branch campus prospects in Ardmore (President, Provost, Vice President for Finance and Administration, Associate Vice President for OSPR, Director of Distance Education, AHEC Program Coordinator/Academic Advisor, and others as appropriate) [SG4, IP4, AP4.6, AP5.1 AP5.3];

STATUS: The Associate Vice President for OSPR continued to work with the President, Provost and Director of Distance Education to monitor branch campus prospects at Ardmore.

12. working with the AVP OSPR and the deans to secure funding and a location for an undergraduate research program (Provost, AVP OSPR, DIR DIST ED) [SG2, SG4, IP1, IP2, IP3, IP4, AP3.1, AP3.4, AP3.5, AP3.6]; and

STATUS: The OSPR worked with the Provost and Deans to identify a location for the undergraduate research program. The old industrial arts area located on the first floor of the Education Building has been identified as the potential future home for the undergraduate research program. Renovation plans were developed and funding was pursued through NSF. The NSF proposal was not funded. The OSPR is planning to include undergraduate research as the primary focus of the next Title III or Native American Serving Nontribal Institutions grant due in Summer 2010. Additional advancements in undergraduate research are noted under item #3 of the FY 2010 Goals for the OSPR.

16. provide support and advice to the OSPR efforts to meet its goals to increase external funding by 3% (Provost & AVP OSPR) [SG4, IP3, AP1.6, AP3.1, AP3.3, AP3.4, AP3.5, AP3.6].

STATUS: External funding decreased from \$12,904,956 in FY 2009 to 12,515,379, a decrease of 3%.

FY 2010 Goals for the Office of Sponsored Programs and Research

A. FURTHER DEVELOP A CULTURE OF SCHOLARLY RESEARCH AND GRANTSMANSHIP (IP3; SG4, AACP3; AACO 3.1, 3.3, 3.4, 3.5, 3.6) BY:

1. presenting a professional development series in which at least 60% of all full-time faculty will participate in at least one session;

STATUS: OSPR presented the following programs in FY 2010

- Overview of OSPR services and policies
 - College of Health & Sciences (August 31, 2009)
 - College of Education & Psychology (September 1, 2009)
 - College of Liberal Arts and Social Sciences (September 9, 2009)

ANNUAL REPORT

- Post-award workshop – 2 sessions (October 7 & 9, 2009)
- Grantwriting Institute (October 5 & 6, 2009)
- Poster Development Workshop (September 29 & 30, 2009)
- Technical Writing Forum (November 3, 10, 17, & 24, 2009); and
- Forum highlighting successful grantsmanship (September 23, 2009).

2. presenting two professional development opportunities for academic deans and department chairs as a means for increasing the University's leadership capacity in the area of sponsored programs and research;

STATUS: Grants research specialists met individually with Deans and Department Chairs within the College of Health and Science, College of Liberal Arts and Social Sciences, and College of Education and Psychology to identify targeted funding areas and to discuss grantsmanship strategies. In addition, Department Chairs and Deans attended the Overview of OSPR Services and Policies workshops held in Fall 2009.

3. facilitating the following processes that will increase the capacity of the University to engage in undergraduate research:

- convene the Working Group or Standing Committee;

STATUS: The OSPR reconvened the Undergraduate Research Working Group for the purpose of preparing a Native American Serving Non-Tribal Institutions grant proposal. It is anticipated that a key component of this proposal will focus on increasing the institution's undergraduate research capacity through implementation of the Undergraduate Strategic Plan. In addition, members of the Working Group participated in the second Council on Undergraduate Research Self-Study Workshop hosted by the Oklahoma State Regents of Higher Education on October 1-2, 2009.

- facilitate activities outlined in the Undergraduate Research Strategic Plan;

STATUS: Very little institutional investment was made in advancing the Undergraduate Research Strategic Plan; hence no significant advancement occurred. Two new NSF funded programs were secured that support undergraduate research (Center for Undergraduate Research in Mathematics and the Noyce Scholarship Program); and three NSF proposals are being developed for submission in FY 2011 (S-STEM, REU-Water Resources, REU-Mathematics Modeling).

- assist with the development of an Undergraduate Research Office;

ANNUAL REPORT

STATUS: The institution did not move forward with creating an Undergraduate Research Office.

- coordinate an active learning forum; and

STATUS: During Spring 2010, OSPR convened a working group of faculty, program directors and administrators to develop an implementation plan for an active learning forum. The initial meeting revealed a lack of consensus with regard to how to proceed with developing such a forum. Dr. Whitney then met with each member of the working group to understand better issues surrounding the form. The results of those conversations were assembled by Dr. Whitney. No further action was taken related to the active learning forum.

- assist with publicity related to undergraduate research on campus.

STATUS: OSPR staff worked with the University's webmaster to develop a webpage to report and display undergraduate research activity. Conversations are ongoing about how to best accomplish this task.

5. increasing the number of faculty and staff benefitting from the Sponsored Program Incentive Policy in FY 2010 over FY 2009;

STATUS: In FY 2009, eight faculty, two colleges and two departments benefitted from the Sponsored Program Incentive Policy. In FY 2010, ten faculty, two colleges, four departments and one cost center benefitted from this program.

6. increasing the amount of funding distributed to faculty, departments and colleges/schools through the Sponsored Program Incentive Policy in FY 2010 over FY 2009;

STATUS: The amount of funding distributed in FY 2009 was \$19,160. The amount increased to \$62,511 in FY 2010.

7. increasing the operational efficiency of OSPR through the development of the following processes in FY 2010:

- electronic routing of the proposal planning sheet;

STATUS: Electronic routing of the proposal sheet is progressing. We are in the testing phase of the process and anticipate completion during FY 2011.

- post award processes; and

STATUS: Post award policies were developed, adopted and implemented in FY 2010. Two training sessions were held for project directors. In May and June 2010 after nearly a year of implementation, post award policies were reviewed

ANNUAL REPORT

with a group of project directors, OSPR staff and administrators. In light of comments, post award policies will be revised slightly for FY 2011.

- modify data base and confirmation sheet to track date of submission, number of students involved in undergraduate research to be supported by the proposal, and number of faculty whose research will be supported by the proposal.

STATUS: No action was taken with regard to this item.

8. Increasing the quality of OSPR services through the following processes:

- update preaward survey; and

STATUS: The preaward survey was updated in October 2009.

- review preaward survey data at least quarterly and modify processes as needed .

STATUS: The preaward survey was reviewed during OSPR staff meetings in December 2009, March 2010 and June 2010

9. Increase effectiveness and efficiency of Sponsored Programs compliance through the following processes:

- review Post Award Policy based on feedback from project directors and to the extent required by this feedback revise the policy by April 30, 2010;

STATUS: In May and June 2010 after nearly a year of implementation, post award policies were reviewed with a group of project directors, OSPR staff and administrators. In light of comments, post award policies were updated in June 2010 and will be the revised policy will be implemented in FY 2011.

- update office procedures to reflect new preaward and post award policies by September 15, 2009 (Norma); and

STATUS: OSPR office procedures were updated in November 2009 to reflect the new preaward and postaward policies.

- publish a policy manual that includes all OSPR policies by September 15, 2009 (Norma).

STATUS: OSPR office procedures were published in November 2009 and distributed to all staff members.

ANNUAL REPORT

10. Increasing the knowledge and skills of OSPR staff as measured by 100% of staff completing at least 80% of their individual professional development objectives;

STATUS: OSPR staff improved their knowledge and skills as measured by 100% of staff completing at least 80% of their professional development plans. As an average, staff completed 90% of stated objectives.

11. Increasing the knowledge and skill of OSPR staff by having each staff person cross-train in another staff member's position including:

- Norma and Jill to cross train for at least two weeks; and

STATUS: Norma and Jill completed a week of cross training in the fall and spring semesters.

- Each GRS will complete a monthly closeout with a project director, participate in the development of an accounting procedure for a new grant, and participate in reconciling and drawing down funds for a project.

STATUS: Dr. Whitney worked alongside Susie Mann, Sherry Darbison, Michelle Barton and Norma Stettler to better understand the identified processes.

12. Completing a review and update of OSPR policies, procedures and website by September 15, 2009 (Norma);

STATUS: OSPR policies and procedures were reviewed and updated in November 2009. Website was reviewed in November 2009, but no changes were required.

B. INCREASE THE LEVEL OF EXTERNAL FUNDING (IP3; SG4; AACP3; AACO 3.1, 3.3, 3.4, 3.5, 3.6) BY:

13. Achieving a 3% external funding increase in FY 2010 over FY 2009;

STATUS: External funding decreased from \$12,904,956 in FY 2009 to 12,515,379, a decrease of 3%. In addition, the number of funded projects decreased from 81 projects in FY 2009 to 66 projects in FY 2010, and the number of sources from which funding was received decreased from 41 sources in FY 2009 to 38 in FY 2010.

ANNUAL REPORT

Source	Funding Level		Number of Projects		Number of Sources	
	FY 2010	FY 2009	FY 2010	FY 2009	FY 2010	FY 2009
Federal	\$7,842,302	\$7,082,175	28	30	13	13
State	\$4,536,610	\$4,787,943	27	36	14	16
Private	\$136,466	\$1,034,838	11	15	10	12
TOTAL	\$12,515,379	\$12,904,956	66	81	37	41

14. Achieving a 10% increase in the amount requested within proposals submitted in FY 2010 over FY 2009.

STATUS: The number of proposals decreased from 93 in FY 2009 to 39 in FY 2010, a decrease of 58%. Total funding requested decreased to \$6,386,235 in FY 2010 compared to \$19,451,929 in FY 2009. The number of sources from which funding was requested decreased from 43 in FY 2009 to 25 in FY 2010.

Source	Funding Requested		Number of Projects		Number of Sources	
	FY 2010	FY 2009	FY 2010	FY 2009	FY 2010	FY 2009
Federal	\$4,915,911	\$15,614,196	15	36	12	16
State	\$1,446,507	\$2,166,760	21	40	10	13
Private	\$23,817	\$1,670,073	3	17	3	14
TOTAL	\$6,386,235	\$19,451,929	39	93	25	43

Unit	Funding Requested		Number of Projects	
	FY 2010	FY 2009	FY 2010	FY 2009
Acad Aff	0	3,903,195	0	3
Adm & Fin	0	559,385	0	2
Library	0	6,000	0	1
Cont Ed	1,193,863	1,203,263	12	14
Business	188,956	163,480	1	1
CLASS	\$510,604	3,309,542	8	29
CHS	\$2,098,897	9,360,697	14	34
CEP	\$1,643,915	140,924	2	6
Stud Dev	\$750,000	805,443	2	3
TOTAL	\$6,386,235	\$19,451,929	39	93

ANNUAL REPORT

15. Increasing the quality of proposals submitted by:
- the number of proposals submitted at least three days before the submission deadline;
 - the number of proposals reviewed by an internal reader prior to submission (GRS);
 - the number of proposals reviewed by at least one external reader prior to submission (GRS).

STATUS: This information was not collected in FY 2010. The database was updated to collect this information in FY 2010 and will provide relevant data in future years.

16. Assisting the Executive Director and Director of the Institute for Environmental Science Education and Research (IESER) and the Dean of the College of Health in Sciences in meeting Year 3 benchmarks;

STATUS: The OSPR assisted IESER staff and the Dean of the College of Health and Sciences in meeting Year 3 benchmarks. IESER secured \$1.22 million in funding, about \$280,000 shy of the \$1.5 million benchmark. In FY 2010, IESER submitted proposals totaling \$2.1 million which is significantly less than the targeted 5% increase of \$8.9 million.

C. DIVERSIFY THE BASE OF EXTERNAL FUNDING IN AREAS THAT HAVE BEEN HISTORICALLY AND COMPARATIVELY INACTIVE (IP3; SG4; AACP3; AACO 3.1, 3.3; 3.4; 3.5; 3.6) BY

17. Achieving the following increases in external funding in FY 2010 over FY 2009 in the following areas:
- College of Education and Psychology (7%);

STATUS: Funding within the College of Education and Psychology increased from \$385,166 in FY 2009 to \$416,164 in FY 2010, an increase of 8%.

18. Benchmarking external funding linked to support faculty and undergraduate research in FY 2010.

STATUS: The database was not updated to collect this information. Benchmarks were not established.

ANNUAL REPORT

Programmatic Accomplishments

1. **Institutional capacity to implement quality proposals continued to increase.** East Central University's commitment to increase institutional capacity linked to monitoring compliance of the success of sponsored programs and research continued to provide direct benefits to those the institution serve.
2. **The number of faculty recognized and the amount awarded through the incentive program increased.** In FY 2009, eight faculty, two colleges and two departments benefitted from the Sponsored Program Incentive Policy. In FY 2010, ten faculty, two colleges, four departments and one cost center benefitted from this program. The amount of funding distributed in FY 2009 was \$19,160. The amount increased to \$62,511 in FY 2010.

Faculty/Staff Accomplishments

Faculty Accomplishments FY 2010

- Six members of the faculty were recognized as first-time grant writers.
- Sixteen members of the faculty were recognized for successfully securing external funds.
- Ten members of the faculty received incentives from the indirect cost and supplemental salary incentive program.
- Twenty-two new proposals were submitted by faculty.

Staff Accomplishments FY 2010

OSPR staff acquired the following credentials or certifications:

- C. J. Vires completed his Ph. D.
- Mai Fields, C. J. Vires and Vivian Whitney completed the NIH IRB member computer-based training.
- Mai Fields completed the NCURA Sponsored Projects of Administration Level: II (1.75 CEUs).
- Dr. Whitney received certification of completion of the 8-hour course, "The Fundamentals of Grant Proposal Writing: Writing Winning Proposals."
- Norma Stettler attended Jenzabar Training in January 2010 and Content Management System Training in March 2010.

OSPR staff made the following presentations at national conference:

- Dr. Whitney presented Professional Development modules during the pre-AGU Fall Meeting to the MSPHD'S Program, December 11-12, 2009, San Francisco, California.
- Dr. Whitney presented, "*Design, Implementation and Impact of the MS PHD'S Professional Development Program*" at the American Geophysical Conference, December 13-18, 2009, San Francisco, California.

ANNUAL REPORT

OSRP staff made the following presentation at state conference:

- C. J. Vires served on a panel at the 2010 Undergraduate Research Conference hosted by the Oklahoma State Regents for Higher Education. Title of the panel presentation was *Decisions on how to incorporate undergraduate research into the institution and benefits to programs*.
- Dr. Whitney and Norma Stettler presented, “*Choosing a Grant Management System*” during the Council on Grantsmanship and Research Meeting at Cameron University in Lawton, Oklahoma.

OSPR staff served on the following national committees or advisory groups or panels:

- Dr. Whitney serves on the Center for Microbial Oceanography: Education and Research (C-MORE) Education Advisory Committee, University of Hawaii.

Student Accomplishments

OSPR coordinated ECU’s participation in **Oklahoma Research Day**. In FY 2010, 70 faculty and students participated in Oklahoma Research Day, compared to 52 in FY 2009, an increase of nearly 35%.

Summary

Strengths

- ☺ External funding continued to be high in FY 2010. ECU continues to outperform Oklahoma’s other regional universities.
- ☺ The number of faculty, colleges and departments benefiting from the Sponsored Program and Incentive Policy greatly increased in FY 2010 over FY 2009.
- ☺ The Office of Sponsored Programs and Research in FY 2010 continued to use data driven processes to develop, implement and refine activities that support the submission of quality proposal.
- ☺ The Compliance Officer in FY 2010 continued to develop and refine policies and processes that monitor compliance issues.
- ☺ The Office of Sponsored Programs and Research has effectively developed a sustainable infrastructure that systematically supports the University’s external funding efforts, an infrastructure that has moved toward being more process-driven, than people-dependent.
- ☺ A highly qualified staff that continue to actively pursue opportunities to improve their knowledge and skills.

Concerns

- ☹ The amount and number of proposals funded decreased in FY 2010. The College of Health and Sciences had the greatest decrease (\$874,750 or 44%) followed by the College of Liberal Arts and Social Sciences (\$594,648 or 35). Equally, the number of funded projects decreased from 81 to 66 and the number of agencies from which ECU receives funding decreased from 41 to 37.
- ☹ The amount and number of proposals submitted significantly decreased in FY 2010. The number of proposal submitted decreased from 93 proposals in FY 2009

ANNUAL REPORT

to 39 proposal in FY 2010. Equally, the amount requested in submitted proposals decreased from \$19.4 million to 6.4 million, and the number of agencies to which proposals were submitted decreased from 43 agencies in FY 2009 to 25 agencies in FY 2010. The College of Health and Sciences and the College of Liberal Arts and Social Sciences most contributed to these decreases. These decreases are extreme and are alarming.

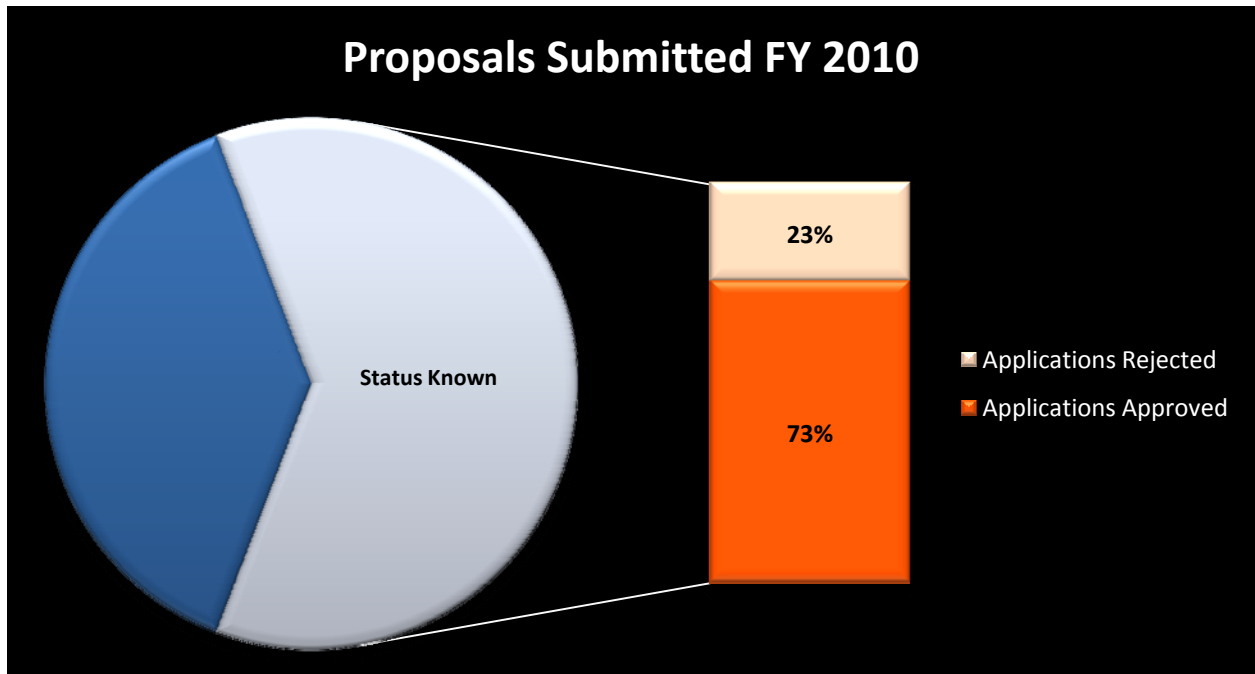
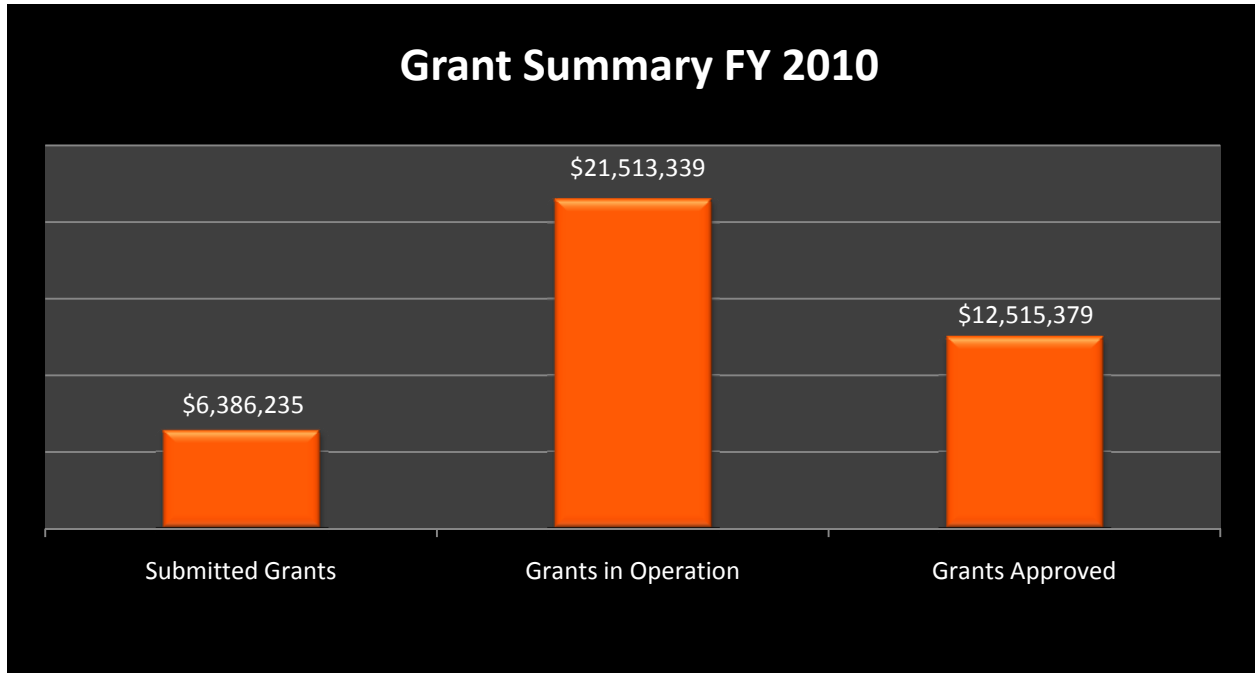
- ⊖ The external funding environment is changing, perhaps more quickly and dramatically than at any point over the last ten years. The availability of funding opportunities that support programmatic improvement appears to be shrinking. Education grants are increasingly requiring an LEA to serve as the lead agency, which means that a university can only serve as a partner agency.
- ⊖ An area of potential funding growth appears to be research; however the University does not have in place adequate resources to support faculty or undergraduate research. In fact, the Undergraduate Research Strategic Plan was only minimally advanced in FY 2010. In addition, research potential and interest of new faculty hires only appeared to weigh slightly into hiring decisions.
- ⊖ A number of departments in the College of Health and Sciences have open faculty positions, which places increased work demand upon faculty. The increased work load has the potential to decrease grant production in those areas. Creative ways to maintain grant production will need to be pursued in the near future.
- ⊖ The Grants Research Specialist working with the College of Liberal Arts and Social Studies has turned over twice in as many years. Trying to maintain the high level of funding in this area has been a challenge.

Priority Issues in FY 2011

- Increasing the number and amount of proposal submitted. There is not time to wait and see if FY 2011 was an anomaly. Aggressive action must be taken in FY 2011 to work with vice presidents and deans to improve proposal submissions.
- A priority for OSPR in FY 2011 will be to ensure a smooth transition to new leadership.
- Efforts to support the new GRS must be a priority in FY 2011.
- The OSPR must develop strategies to deal with the shifting of funding opportunities identified in the previous section.
- The Undergraduate Research Strategic Plan, including some type of Active Learning Forum, must be advanced in FY 2011.
- Shared personnel between OSPR and IESER must be evaluated to determine the effectiveness and continuance of this model.
- Increase efficiency with regard to secretarial and clerical support for the OSPR must be examined. A shared secretary, will effective in succession planning, does increase redundancy of some efforts and increase errors.

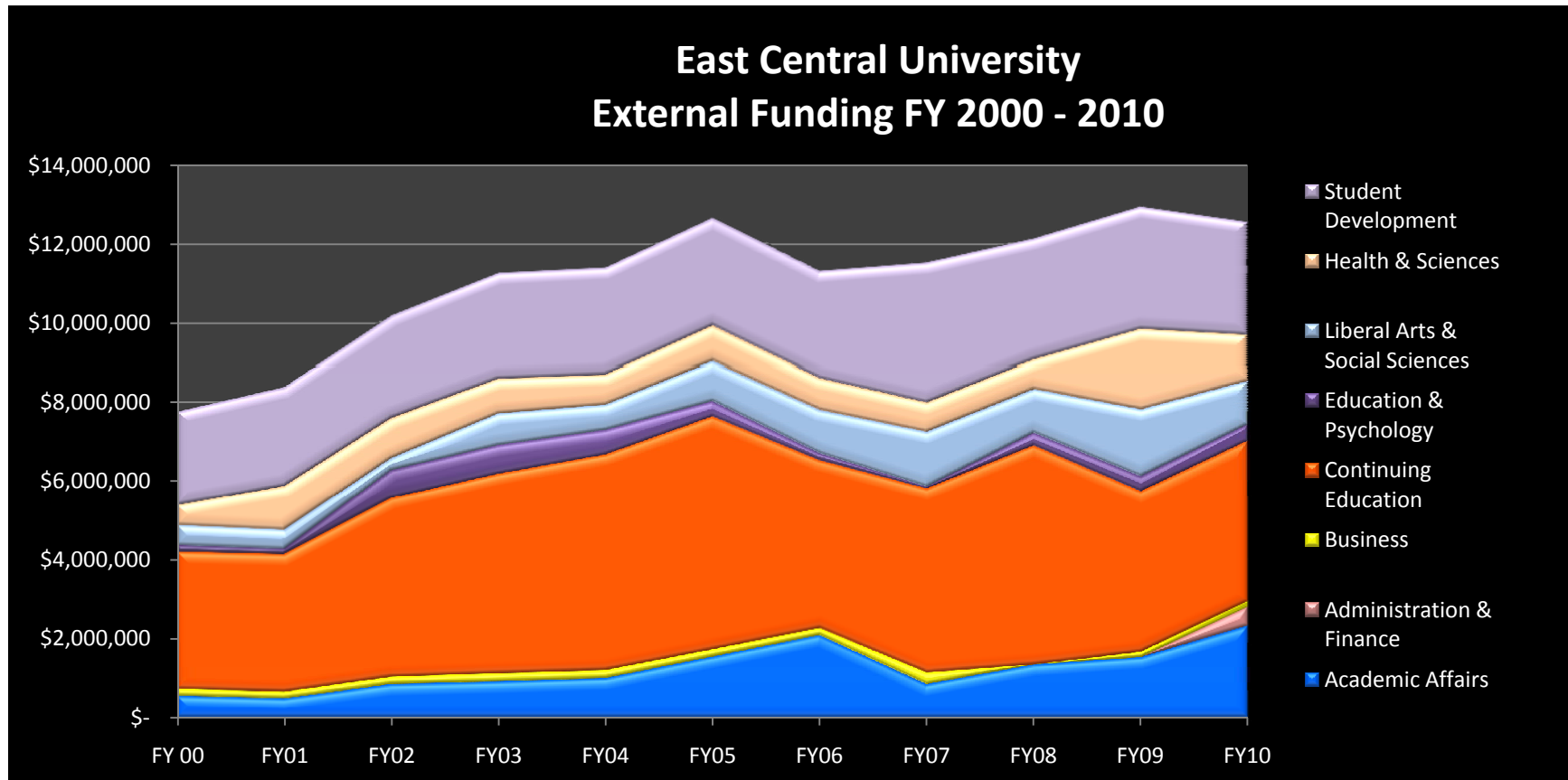
ANNUAL REPORT

Charts & Graphs



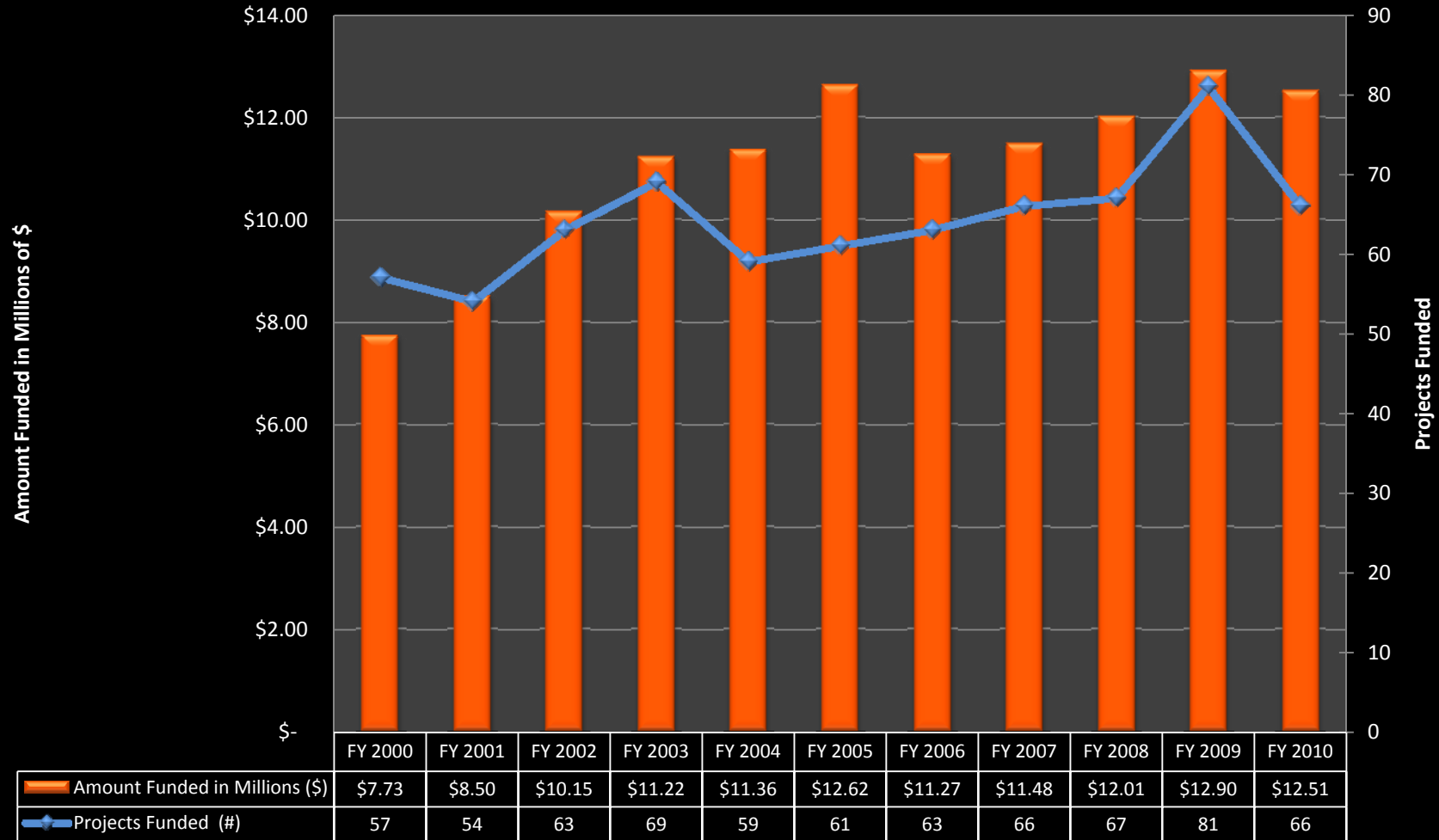
ANNUAL REPORT

College/School/Unit	FY 00	FY01	FY02	FY03	FY04	FY05	FY06	FY07	FY08	FY09	FY10	FY 2009 vs 2010 (%)	FY 2009vs 2010 (\$)	FY 2000 vs 2010 (%)	FY 2000 vs 2010 (\$)
Academic Affairs	\$ 549,606	\$ 478,249	\$ 845,068	\$ 911,275	\$ 994,527	\$ 1,535,123	\$ 2,078,443	\$ 842,786	\$ 1,337,171	\$ 1,522,119	\$ 2,316,852	52%	\$ 794,733	322%	\$ 1,767,246
Administration & Finance	\$ -	\$ -	\$ -	\$ -	\$ -	\$ -	\$ -	\$ -	\$ -	\$ -	\$ 476,000	#DIV/0!	\$ 476,000	#DIV/0!	\$ 476,000
Business	\$ 174,718	\$ 171,843	\$ 182,486	\$ 207,654	\$ 200,553	\$ 186,225	\$ 177,779	\$ 293,409	\$ 329	\$ 135,393	\$ 141,908	5%	\$ 6,515	-19%	\$ (32,810)
Continuing Education	\$ 3,460,424	\$ 3,473,388	\$ 4,517,271	\$ 5,044,057	\$ 5,459,384	\$ 5,898,569	\$ 4,250,999	\$ 4,654,914	\$ 5,547,017	\$ 4,063,288	\$ 4,073,639	0%	\$ 10,351	18%	\$ 613,215
Education & Psychology	\$ 170,322	\$ 138,770	\$ 715,373	\$ 734,177	\$ 626,915	\$ 386,250	\$ 183,797	\$ 50,495	\$ 323,383	\$ 385,166	\$ 416,164	8%	\$ 30,998	144%	\$ 245,842
Liberal Arts & Social Sciences	\$ 514,575	\$ 488,042	\$ 309,643	\$ 802,082	\$ 635,640	\$ 997,378	\$ 1,098,007	\$ 1,393,793	\$ 1,103,109	\$ 1,694,255	\$ 1,099,607	-35%	\$ (594,648)	114%	\$ 585,032
Health & Sciences	\$ 500,283	\$ 1,107,326	\$ 1,011,347	\$ 869,308	\$ 754,284	\$ 891,390	\$ 794,115	\$ 735,590	\$ 725,834	\$ 2,009,082	\$ 1,134,332	-44%	\$ (874,750)	127%	\$ 634,049
Student Development	\$ 2,360,460	\$ 2,493,356	\$ 2,566,305	\$ 2,655,946	\$ 2,687,951	\$ 2,726,093	\$ 2,691,024	\$ 3,513,939	\$ 3,056,354	\$ 3,095,653	\$ 2,856,877	-8%	\$ (238,776)	21%	\$ 496,417
Total	\$ 7,730,388	\$ 8,350,974	\$ 10,147,493	\$ 11,224,499	\$ 11,359,254	\$ 12,621,028	\$ 11,274,164	\$ 11,484,926	\$ 12,093,197	\$ 12,904,956	\$ 12,515,379	-3%	\$ (389,577)	62%	\$ 4,784,991



ANNUAL REPORT

East Central University External Funding: FY 2000-2010



Annual Report

Funded by Unit

Title of Grant	Prin Invest	Unit/College	Div/Dept	Dept	Direct	Indirect	Total
Synergistic Learning and Res. Center	C. Vires	ACAFF	ACAFF	NONE	50,000	0	50,000
Native American Voices Influencing Student Success	J. Hogue	ACAFF	ACAFF	NONE	1,830,112	152,869	1,982,981
McNair Scholars Program	P. Sutton	ACAFF	ACAFF	NONE	252,383	31,488	283,871
					2,132,495	184,357	2,316,852

Title of Grant	Prin Invest	Unit/College	Div/Dept	Dept	Direct	Indirect	Total
CNCCAP Provider Grant 2010	M. Malm	ACAFF	CE	CHLDDV	750	0	750
Provide Statewide Resource and Referral Services for Child Care Providers	C. Bell	ACAFF	CE	NONE	155,059	2,031	157,090
Professional Development Institute - Reading	J. Vercelli	ACAFF	CE	NONE	3,160,000	50,000	3,210,000
Tree Planing Project	B. Forshay	ACAFF	CE	NONE	24,030	0	24,030
Early Settlement - South Central	J. Johnston	ACAFF	CE	NONE	71,204	0	71,204
Oklahoma Regional Art Network	B. Forshay	ACAFF	CE	NONE	4,792	1,208	6,000
Developmentally Disabled Training Contract	R. Wetherill	ACAFF	CE	NONE	277,805	0	277,805
Community Mobilization Smart Start Ada/South Central	P. Little	ACAFF	CE	NONE	79,545	1,836	81,381
Community Mobilization Expansion - Smart Start - Garvin County	P. Little	ACAFF	CE	NONE	15,000	0	15,000
Center for Learning and Leadership/University Center for Excellence	R. Wetherill	ACAFF	CE	NONE	9,815	785	10,600
Geriatric Education Centers	R. Wetherill	ACAFF	CE	NONE	18,438	1,475	19,913
Rural Business Opportunity Grant - RBOG	R. Wetherill	ACAFF	CE	NONE	72,444	27,490	99,933
					3,888,882	84,824	3,973,706

Title of Grant	Prin Invest	Unit/College	Div/Dept	Dept	Direct	Indirect	Total
ECU Economic Development for Arts-Related and Rural Business Project	B. Forshay	ADMFIN	ADMFIN	NONE	476,000	0	476,000
					476,000	0	476,000

Title of Grant	Prin Invest	Unit/College	Div/Dept	Dept	Direct	Indirect	Total
Small Business Development Center Cooperative Agreement	A. Ritter	BUS	BUS	BUS	103,845	38,063	141,908
					103,845	38,063	141,908

Title of Grant	Prin Invest	Unit/College	Div/Dept	Dept	Direct	Indirect	Total
Chesapeake Cartography Scholarships	G. Plumb	CHS	CARGEO	NONE	10,000	0	10,000
Research and Engineering Apprenticeship Program	C. Biles	CHS	IESER	BIO	5,200	0	5,200
2010 INBRE Summer Mentors - Fields	S. Fields	CHS	IESER	BIO	4,400	0	4,400
2009 INBRE Incubating Shaker	S. Fields	CHS	IESER	BIO	14,798	0	14,798

Annual Report

2010 INBRE Melatonin Receptors in C. Elegans - Field	S. Fields	CHS	IESER	BIO	25,000	0	25,000
2010 INBRE Summer Mentors - Thompson	R. Thompson	CHS	IESER	BIO	2,200	0	2,200
Initiative for Minority Students: Bridges to the Baccalaureate Degree	T. Cluck	CHS	IESER	BIO	285,957	17,512	303,469
Pontotoc Ridge Satellite Data Grant	M. Micozzi	CHS	IESER	CARGEO	4,270	0	4,270
Oklahoma Space Grant	M. Micozzi	CHS	IESER	CARGEO	33,500	0	33,500
NASA Education and Mapping	M. Micozzi	CHS	IESER	CARGEO	7,000	0	7,000
2009 STEM Double Bridge Summer Program	D. Myers	CHS	IESER	CHEM	2,000	0	2,000
Native American Healthy Housing Training Center	P. Bohan	CHS	IESER	ENVHS	11,845	0	11,845
Rural Business Opportunity Grant - RBOG	R. Wetherill	CHS	IESER	ENVHS	72,444	27,490	99,933
Mathematics and Science Partnership - Byng - PC Places 2010 - 2011	J. Long	CHS	IESER	ENVHS	52,624	0	52,624
Oklahoma Science and Engineering Fair	D. Weirick	CHS	IESER	ENVHS	47,500	0	47,500
Simulations and Exercises for Educational Effectiveness	P. Bohan	CHS	IESER	ENVHS	17,660	7,135	24,795
CURM Mini-Grant - Research	R. Ferdinand	CHS	IESER	MATH	5,250	0	5,250
Robert Noyce Teacher Scholarship Program	R. Ferdinand	CHS	IESER	MATH	108,180	0	108,180
Mathematics Partnership Program of McCurtain Coutny	J. Wansick	CHS	IESER	MATH	88,575	0	88,575
Coding Theory, Competitive Strategies, Risk Analysis	E. Ghenciu	CHS	IESER	MATH	13,000	0	13,000
Nurse Education Practice and Retention	A. Davis	CHS	IESER	NURSG	278,849	22,308	301,157
Increase and Retention of Health Care Professionals in Texoma	A. Davis	CHS	IESER	NURSG	50,000	0	50,000
Oklahoma AMP Program	C. Rutledge	CHS	IESER	PHYSCS	19,569	0	19,569
					1,159,821	74,445	1,234,265

Title of Grant	Prin Invest	Unit/College	Div/Dept	Dept	Direct	Indirect	Total
Creative Writing Festival	C. Vires	CLASS	ENGLGG	ENGL	2,250	0	2,250
Oklahoma Literary Arts Festival	C. Vires	CLASS	ENGLGG	ENGL	800	0	800
Russian Folk Festival	C. Vires	CLASS	ENGLGG	RUSS	2,110	0	2,110
TAH: Beyond Textbooks, Beyond Lectures, Beyond Expectations - Stonewall	M. Barton	CLASS	HIST	NONE	323,263	0	323,263
CSWE Gero-Ed Center Cycle 2 Curriculum Development Institute (CDI)	C. Bridges	CLASS	HUMRES	NONE	1,547	120	1,667
CSWE Gero-Ed Center Cycle 1 BSW Experiential Learning (BEL) Program	C. Bridges	CLASS	HUMRES	NONE	3,562	178	3,740
Child Welfare Professional Enhancement Program	C. Bridges	CLASS	HUMRES	NONE	89,670	2,636	92,306
Undergraduate Rehab. Addiction	J. Flowers	CLASS	HUMRES	NONE	75,130	1,503	76,633
Rehab. Training - Long Term: Undergraduate Educations	R. Robertson	CLASS	HUMRES	NONE	73,604	1,388	74,992
Oklahoma State Victim Assistance Academy	J. Burns	CLASS	HUMRES	NONE	70,333	0	70,333
Reduce Crimes Against Women on Campus (CIRCAW)	J. Burns	CLASS	HUMRES	NONE	91,666	0	91,666
Regional Univ System Violence Prevention P	S. Turner	CLASS	HUMRES	NONE	321,962	11,371	333,333
ECU Piano Pedagogy Library	S. Garcia	CLASS	MUSIC	NONE	812	0	812
ECU Piano Pedagogy Library	S. Garcia	CLASS	MUSIC	NONE	755	0	755
So Percussion - Mid America Arts Alliance	M. Hollingsworth	CLASS	MUSIC	NONE	2,627	0	2,627
American Masterpieces - Music	M. Hollingsworth	CLASS	MUSIC	NONE	15,000	6,120	21,120
Scissortail Music Series	C. Vires	CLASS	MUSIC	NONE	1,200	0	1,200

Annual Report

1,076,291 23,316 1,099,607

Title of Grant	Prin Invest	Unit/College	Div/Dept	Dept	Direct	Indirect	Total
IMLS Library Media Grant	C. Thomas	EDUCPSYCH	EDUC	NONE	223,802	48,447	272,249
Literacy Coaches Teaching Reading and Writing Strategies for Content Areas	B. Walling	EDUCPSYCH	EDUC	NONE	143,915	0	143,915
					<u>367,717</u>	<u>48,447</u>	<u>416,164</u>

Title of Grant	Prin Invest	Unit/College	Div/Dept	Dept	Direct	Indirect	Total
Educational Opportunity Center Grant	E. Martin	STUDEV	EOC	NONE	404,126	32,270	436,396
Team Gear Up	M. Cox	STUDEV	GEARUP	NONE	275,107	22,006	297,113
Veterans Workforce Investment Program	M. Meeks	STUDEV	STUDEV	NONE	454,545	45,455	500,000
Talent Search	P. Howell	STUDEV	TALENT	NONE	489,792	39,183	528,975
Summer Lunch Program	K. Gardenhire	STUDEV	UPWDBD	NONE	6,206	0	6,206
Upward Bound	K. Gardenhire	STUDEV	UPWDBD	NONE	478,632	28,933	507,565
Upward Bound Regional Math/Science	R. Pettit	STUDEV	UPWDMS	NONE	285,318	18,345	303,663
Veterans Upward Bound	M. Meeks	STUDEV	VETUP	NONE	256,443	20,516	276,959
					<u>2,650,169</u>	<u>206,708</u>	<u>2,856,877</u>

Annual Report

Summary	Direct	Indirect	Total
Academic Affairs			
Academic Affairs	\$2,132,495	\$184,357	\$2,316,852
Continuing Education	\$3,888,882	\$84,824	\$3,973,706
	\$6,021,377	\$269,181	\$6,290,558
Administration and Finance	\$476,000	\$0	\$476,000
	\$476,000	\$0	\$476,000
Business			
Business Administration	\$103,845	\$38,063	\$141,908
	\$103,845	\$38,063	\$141,908
Health and Sciences			
Biology Department	\$337,555	\$17,512	\$355,067
Cartography Department	\$54,770	\$0	\$54,770
Chemistry Department	\$2,000	\$0	\$2,000
Environmental Health Sciences Department	\$202,073	\$34,625	\$236,697
Mathematics Department	\$215,005	\$0	\$215,005
Nursing	\$328,849	\$22,308	\$351,157
Physics Department	\$19,569	\$0	\$19,569
	\$1,159,821	\$74,445	\$1,234,265
Liberal Arts and Social Sciences			
English	\$5,160	\$0	\$5,160
History	\$323,263	\$0	\$323,263
Human Resources Department	\$727,474	\$17,196	\$744,670
Music	\$20,394	\$6,120	\$26,514
	\$1,076,291	\$23,316	\$1,099,607
Education & Psychology			
Education Department	\$367,717	\$48,447	\$416,164
	\$367,717	\$48,447	\$416,164
Student Development	\$2,650,169	\$206,708	\$2,856,877
	\$2,650,169	\$206,708	\$2,856,877
TOTAL	\$11,855,218	\$660,160	\$12,515,379

ANNUAL REPORT

Funded by Source

Title of Grant	Agency	PI	Total
ECU Piano Pedagogy Library	ALFPUB	S. Garcia	812
Chesapeake Cartography Scholarships	CHEEC	G. Plumb	10,000
CNCCAP Provider Grant 2010	CHICK	M. Malm	750
CSWE Gero-Ed Center Cycle 2 Curriculum Development Institute (CDI) Program	CSWE	C. Bridges	1,667
CSWE Gero-Ed Center Cycle 1 BSW Experiential Learning (BEL) Program	CSWE	C. Bridges	3,740
ECU Piano Pedagogy Library	FJH	S. Garcia	755
Pontotoc Ridge Satellite Data Grant	GEF	M. Micozzi	4,270
So Percussion - Mid America Arts Alliance	MAAA	M. Hollingsworth	2,627
Native American Healthy Housing Training Center	NCHH	P. Bohan	11,845
Synergistic Learning and Res. Center	SARKF	C. Vires	50,000
Increase and Retention of Health Care Professionals in Texoma	TEXHO	A. Davis	50,000
			136,466

Title of Grant	Agency	PI	Total
Provide Statewide Resource and Referral Services for Child Care Providers and Parents...	CCRR	C. Bell	157,090
2010 INBRE Summer Mentors - Fields	INBRE	S. Fields	4,400
2009 INBRE Incubating Shaker	INBRE	S. Fields	14,798
2010 INBRE Melatonin Receptors in C. Elegans - Field	INBRE	S. Fields	25,000
2010 INBRE Summer Mentors - Thompson	INBRE	R. Thompson	2,200
Professional Development Institute - Reading	OCTP	J. Vercelli	3,210,000
Tree Planing Project	ODOT	B. Forshay	24,030
Early Settlement - South Central	OKAOC	J. Johnston	71,204
Oklahoma Regional Art Network	OKART	B. Forshay	6,000
Creative Writing Festival	OKART	C. Vires	2,250
Oklahoma Literary Arts Festival	OKART	C. Vires	800
Russian Folk Festival	OKART	C. Vires	2,110
Scissortail Music Series	OKART	C. Vires	1,200
Developmentally Disabled Training Contract	OKDHS	R. Wetherill	277,805
Community Mobilization Smart Start Ada/South Central	OKPSR	P. Little	81,381
Community Mobilization Expansion - Smart Start - Garvin County	OKPSR	P. Little	15,000
Small Business Development Center Cooperative Agreement	OSBDC	A. Ritter	141,908
Mathematics and Science Partnership - Byng - PC Places 2010 - 2011	OSDE	J. Long	52,624
Mathematics Partnership Program of McCurtain Coutny	OSDE	J. Wansick	88,575
Oklahoma Science and Engineering Fair	OSDE	D. Weirick	47,500
Summer Lunch Program	OSDE	K. Gardenhire	6,206

ANNUAL REPORT

Coding Theory, Competitive Strategies, Risk Analysis...	OSRHE	E. Ghenciu	13,000
Literacy Coaches Teaching Reading and Writing Strategies for Content Areas	OSRHE	B. Walling	143,915
Center for Learning and Leadership/University Center for Excellence	OU	R. Wetherill	10,600
Child Welfare Professional Enhancement Program	OU	C. Bridges	92,306
Geriatric Education Centers	OUHSC	R. Wetherill	19,913
Simulations and Exercises for Educational Effectiveness	UMINN	P. Bohan	24,795
			<hr/> 4,536,610

Title of Grant	Agency	PI	Total
Research and Engineering Apprenticeship Program	ARMY	C. Biles	5,200
ECU Economic Development for Arts-Related and Rural Business Project	DOE	B. Forshay	476,000
2009 STEM Double Bridge Summer Program	EPSCO	D. Myers	2,000
Nurse Education Practice and Retention	HRSA	A. Davis	301,157
IMLS Library Media Grant	IMLS	C. Thomas	272,249
Oklahoma Space Grant	NASA	M. Micozzi	33,500
NASA Education and Mapping	NASA	M. Micozzi	7,000
American Masterpieces - Music	NEART	M. Hollingsworth	21,120
Initiative for Minority Students: Bridges to the Baccalaureate Degree	NIH	T. Cluck	303,469
CURM Mini-Grant - Research	NSF	R. Ferdinand	5,250
Robert Noyce Teacher Scholarship Program	NSF	R. Ferdinand	108,180
Oklahoma AMP Program	NSF	C. Rutledge	19,569
Rural Business Opportunity Grant - RBOG	USDA	R. Wetherill	199,866
Native American Voices Influencing Student Success	USDED	J. Hogue	1,982,981
McNair Scholars Program	USDED	P. Sutton	283,871
TAH: Beyond Textbooks, Beyond Lectures, Beyond Expectations - Stonewall	USDED	M. Barton	323,263
Undergraduate Rehab. Addiction	USDED	J. Flowers	76,633
Rehab. Training - Long Term: Undergraduate Educations	USDED	R. Robertson	74,992
Educational Opportunity Center Grant	USDED	E. Martin	436,396
Team Gear Up	USDED	M. Cox	297,113
Talent Search	USDED	P. Howell	528,975
Upward Bound	USDED	K. Gardenhire	507,565
Upward Bound Regional Math/Science	USDED	R. Pettit	303,663
Veterans Upward Bound	USDED	M. Meeks	276,959
Oklahoma State Victim Assistance Academy	USDOJ	J. Burns	70,333
Reduce Crimes Against Women on Campus (CIRCAW)	USDOJ	J. Burns	91,666
Regional Univ System Violence Prevention P	USDOJ	S. Turner	333,333
Veterans Workforce Investment Program	USDOL	M. Meeks	500,000
			<hr/> 7,842,302

ANNUAL REPORT

Summary	Amount
Private	136,466
State	4,536,610
Federal	7,842,302
	12,515,379

ANNUAL REPORT

Submitted by Unit

Title	Investigator	Agency	Unit/College	Div/Dept	Dept	Direct \$	Indirect \$	Total
Responsible Choices in Interpersonal Relationships	R. Wetherill	OKDHS	ACAFF	CE	NONE	178,960	17,686	196,646
Oklahoma Regional Art Network	B. Forshay	OKART	ACAFF	CE	NONE	4,792	1,208	6,000
Smart Start - Strengthening Families	P. Little	OKPSR	ACAFF	CE	NONE	5,714	0	5,714
Smart Start - Strengthening Families	P. Little	OKPSR	ACAFF	CE	NONE	1,667	0	1,667
Early Settlement - East Central	R. Wetherill	OKAOC	ACAFF	CE	NONE	76,287	0	76,287
Early Settlement - South Central	J. Johnston	OKAOC	ACAFF	CE	NONE	71,204	0	71,204
Tree Planing Project	B. Forshay	ODOT	ACAFF	CE	NONE	24,030	0	24,030
Community Mobilization Expansion - Smart Start - Garvin County	P. Little	OKPSR	ACAFF	CE	NONE	15,000	0	15,000
Smart Start South Central CME	P. Little	OKPSR	ACAFF	CE	NONE	74,000	1,700	75,700
The Visual Arts Learning Innovation District	R. Wetherill	USDED	ACAFF	CE	NONE	275,000	68,000	343,000
Early Settlement - East Central	R. Wetherill	OKAOC	ACAFF	CE	NONE	75,555	0	75,555
Developmental Disabilities Training Grant	K. Roblin	OKDHS	ACAFF	CE	NONE	277,805	25,255	303,060
						1,080,014	113,849	1,193,863

Title	Investigator	Agency	Unit/College	Div/Dept	Dept	Direct \$	Indirect \$	Total
Small Business Development Center	A. Ritter	OSBDC	BUS	BUSADM	NONE	188,956	0	188,956
						188,956	0	188,956

Title	Investigator	Agency	Unit/College	Div/Dept	Dept	Direct \$	Indirect \$	Total
Lehrer Dance 2010	V. Dansby	NEART	CLASS	COMM	NONE	20,000	0	20,000
Summer Stipends	K. Hada	NEH	CLASS	ENGLGG	ENGL	6,000	0	6,000
Mid Summers Night Dreams & Dallas Brass - OAC	D. Coplin	OKART	CLASS	HBFFA	NONE	24,800	0	24,800
2009 TRGP Training and Tech Assistance	S. Turner	USDOJ	CLASS	HUMRES	NONE	232,033	17,967	250,000
Graduate Rehabilitation Conseling	L. Massey	OSDSE	CLASS	HUMRES	NONE	144,318	0	144,318
ECU Piano Pedagogy Library	S. Garcia	ALFPUB	CLASS	MUSIC	NONE	812	0	812
ECU Piano Pedagogy Library	S. Garcia	FJH	CLASS	MUSIC	NONE	755	0	755
Recruitment and Education Program	C. Pappas	USEAC	CLASS	POLSCI	NONE	60,875	3,044	63,919
						489,593	21,011	510,604

Title	Investigator	Agency	Unit/College	Div/Dept	Dept	Direct \$	Indirect \$	Total
Westward Expansion Revisited	C. Thomas	IMLS	EDUCPSYCH	EDUC	NONE	1,250,000	250,000	1,500,000
Literacy Coaches Teaching Reading and Writing Strategies	B. Walling	OSRHE	EDUCPSYCH	EDUC	NONE	143,915	0	143,915
						1,393,915	250,000	1,643,915

ANNUAL REPORT

Title	Investigator	Agency	Unit/College	Div/Dept	Dept	Direct \$	Indirect \$	Total
Expanding Research Opportunity and Capacity	S. Fields	NSF	MATHSCI	IESER	BIO	1,750,000	0	1,750,000
Lamiales Embryology	R. Thompson	OCAST	MATHSCI	IESER	BIO	90,000	0	90,000
2010 INBRE Summer Mentors - Fields	S. Fields	INBRE	MATHSCI	IESER	BIO	4,400	0	4,400
2010 INBRE Summer Mentors - Thompson	R. Thompson	INBRE	MATHSCI	IESER	BIO	2,200	0	2,200
2009 INBRE Incubating Shaker	S. Fields	INBRE	MATHSCI	IESER	BIO	14,798	0	14,798
2010 INBRE Melatonin Receptors in C. Elegans - Field	S. Fields	INBRE	MATHSCI	IESER	BIO	25,000	0	25,000
Research and Engineering Apprenticeship Program	C. Biles	ARMY	MATHSCI	IESER	BIO	5,200	0	5,200
NASA Space Grant for Fellowships	M. Micozzi	NASA	MATHSCI	IESER	CARGEO	23,405	0	23,405
NASA Education and Mapping	M. Micozzi	NASA	MATHSCI	IESER	CARGEO	7,000	0	7,000
Oklahoma Space Grant	M. Micozzi	NASA	MATHSCI	IESER	CARGEO	33,500	0	33,500
Mathematics Partnership Program of McCurtain County	J. Wansick	OSDE	MATHSCI	IESER	MATH	88,575	0	88,575
Coding Theory, Competitive Strategies, Risk Analysis...	E. Ghenciu	OSRHE	MATHSCI	IESER	MATH	13,000	0	13,000
ECU Undergrad Research in Math Grant	R. Ferdinand	CURM	MATHSCI	IESER	MATH	22,250	0	22,250
Oklahoma AMP Program	C. Rutledge	NSF	MATHSCI	IESER	PHYSICS	19,569	0	19,569
						<u>2,098,897</u>	<u>0</u>	<u>2,098,897</u>
Title	Investigator	Agency	Unit/College	Div/Dept	Dept	Direct \$	Indirect \$	Total
Student Support Services	D. Berty	USDED	STUDEV	SSS	NONE	230,000	20,000	250,000
Veterans Workforce Investment Program	M. Meeks	USDOL	STUDEV	STUDEV	NONE	454,545	45,455	500,000
						<u>684,545</u>	<u>65,455</u>	<u>750,000</u>

ANNUAL REPORT

Summary	Direct	Indirect	Total
Academic Affairs			
Academic Affairs	\$0	\$0	\$0
Continuing Education	\$1,080,014	\$113,849	\$1,193,863
Library	\$0	\$0	\$0
	\$1,080,014	\$113,849	\$1,193,863
Business			
Business Administration	\$188,956	\$0	\$188,956
	\$188,956	\$0	\$188,956
Liberal Arts and Social Sciences			
Art	\$0	\$0	\$0
Communications	\$20,000	\$0	\$20,000
English	\$6,000	\$0	\$6,000
Hallie Brown Ford Fine Arts Center	\$24,800	\$0	\$24,800
History	\$0	\$0	\$0
Human Resources	\$376,351	\$17,967	\$394,318
Music	\$1,567	\$0	\$1,567
Political Science	\$60,875	\$3,044	\$63,919
	\$489,593	\$21,011	\$510,604
Education & Psychology			
Education	\$1,393,915	\$250,000	\$1,643,915
Psychology	\$0	\$0	\$0
	\$1,393,915	\$250,000	\$1,643,915
Health and Sciences			
Biology Department	\$1,891,598	\$0	\$1,891,598
Cartography Department	\$63,905	\$0	\$63,905
Chemistry Department	\$0	\$0	\$0
Environmental Health Sciences Department	\$0	\$0	\$0
IESER	\$0	\$0	\$0
Family and Consumer Science	\$0	\$0	\$0
Mathematics Department	\$123,825	\$0	\$123,825
Nursing	\$0	\$0	\$0
Physics Department	\$19,569	\$0	\$19,569
	\$2,098,897	\$0	\$2,098,897
Student Development			
	\$684,545	\$65,455	\$750,000
	\$684,545	\$65,455	\$750,000
TOTAL	\$5,935,920	\$450,315	\$6,386,235

ANNUAL REPORT

Submitted by Source

Title	Investigator	Agency	School	Dept	Div	Direct \$	Indirect \$	Total
ECU Piano Pedagogy Library	Garcia	ALFPUB	CLASS	MUSIC	NONE	812	0	812
ECU Undergrad Research in Math Grant	Ferdinand	CURM	MATHSCI	IESER	MATH	22,250	0	22,250
ECU Piano Pedagogy Library	Garcia	FJH	CLASS	MUSIC	NONE	755	0	755
								23,817

Title	Investigator	Agency	School	Dept	Div	Direct \$	Indirect \$	Total
2010 INBRE Summer Mentors - Fields	Fields	INBRE	MATHSCI	IESER	BIO	4,400	0	4,400
2009 INBRE Incubating Shaker	Fields	INBRE	MATHSCI	IESER	BIO	14,798	0	14,798
2010 INBRE Melatonin Receptors in C. Elegans - Field	Fields	INBRE	MATHSCI	IESER	BIO	25,000	0	25,000
2010 INBRE Summer Mentors - Thompson	Thompson	INBRE	MATHSCI	IESER	BIO	2,200	0	2,200
Lamiales Embryology	Thompson	OCAST	MATHSCI	IESER	BIO	90,000	0	90,000
Tree Planing Project	Forshay	ODOT	ACAFF	CE	NONE	24,030	0	24,030
Early Settlement - South Central	Johnston	OKAOC	ACAFF	CE	NONE	71,204	0	71,204
Early Settlement - East Central	Wetherill	OKAOC	ACAFF	CE	NONE	76,287	0	76,287
Early Settlement - East Central	Wetherill	OKAOC	ACAFF	CE	NONE	75,555	0	75,555
Mid Summers Night Dreams & Dallas Brass - OAC	Coplin	OKART	CLASS	HBFFA	NONE	24,800	0	24,800
Oklahoma Regional Art Network	Forshay	OKART	ACAFF	CE	NONE	4,792	1,208	6,000
Developmental Disabilities Training Grant	Roblin	OKDHS	ACAFF	CE	NONE	277,805	25,255	303,060
Responsible Choices in Interpersonal Relationships	Wetherill	OKDHS	ACAFF	CE	NONE	178,960	17,686	196,646
Smart Start - Strengthening Families	Little	OKPSR	ACAFF	CE	NONE	5,714	0	5,714
Smart Start - Strengthening Families	Little	OKPSR	ACAFF	CE	NONE	1,667	0	1,667
Community Mobilization Expansion - Smart Start - Garvin County	Little	OKPSR	ACAFF	CE	NONE	15,000	0	15,000
Smart Start South Central CME	Little	OKPSR	ACAFF	CE	NONE	74,000	1,700	75,700
Small Business Development Center	Ritter	OSBDC	ACAFF	ACAFF	NONE	188,956	0	188,956
Mathematics Partnership Program of McCurtain Coutny	Wansick	OSDE	MATHSCI	IESER	MATH	88,575	0	88,575
Coding Theory, Competitive Strategies, Risk Analysis...	Ghenciu	OSRHE	MATHSCI	IESER	MATH	13,000	0	13,000
Literacy Coaches Teaching Reading and Writing Strategies	Walling	OSRHE	EDUCPSYCH	EDUC	NONE	143,915	0	143,915
								1,446,507

ANNUAL REPORT

Title	Investigator	Agency	School	Dept	Div	Direct \$	Indirect \$	Total
Research and Engineering Apprenticeship Program	Biles	ARMY	MATHSCI	IESER	BIO	5,200	0	5,200
Westward Expansion Revisited	Thomas	IMLS	EDUCPSYCH	EDUC	NONE	1,250,000	250,000	1,500,000
NASA Space Grant for Fellowships	Micozzi	NASA	MATHSCI	IESER	CARGEO	23,405	0	23,405
NASA Education and Mapping	Micozzi	NASA	MATHSCI	IESER	CARGEO	7,000	0	7,000
Oklahoma Space Grant	Micozzi	NASA	MATHSCI	IESER	CARGEO	33,500	0	33,500
Lehrer Dance 2010	Dansby	NEART	CLASS	COMM	NONE	20,000	0	20,000
Summer Stipends	Hada	NEH	CLASS	ENGLGG	ENGL	6,000	0	6,000
Expanding Research Opportunity and Capacity	Fields	NSF	MATHSCI	IESER	BIO	1,750,000	0	1,750,000
Oklahoma AMP Program	Rutledge	NSF	MATHSCI	IESER	PHYSCS	19,569	0	19,569
Graduate Rehabilitation Counseling	Massey	OSDSE	CLASS	HUMRES	NONE	144,318	0	144,318
Student Support Services	Berty	USDED	STUDEV	SSS	NONE	230,000	20,000	250,000
The Visual Arts Learning Innovation District	Wetherill	USDED	ACAFF	CE	NONE	275,000	68,000	343,000
2009 TRGP Training and Tech Assistance	Turner	USDOJ	CLASS	HUMRES	NONE	232,033	17,967	250,000
Veterans Workforce Investment Program	Meeks	USDOL	STUDEV	STUDEV	NONE	454,545	45,455	500,000
Recruitment and Education Program	Pappas	USEAC	CLASS	POLSCI	NONE	60,875	3,044	63,919
								4,915,911
Summary								Amount
Private								23,817
State								1,446,507
Federal								4,915,911
								6,386,235