

East Central University

Ada, OK • 580-332-8000

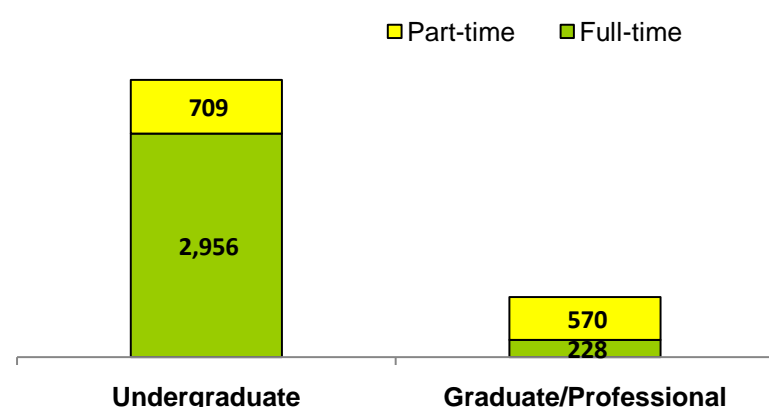
<http://www.ecok.edu>

East Central University's mission is to foster a learning environment in which students, faculty, staff, and community interact to educate students for life in a rapidly changing and culturally diverse society. Within its service area, East Central University provides leadership for economic development and cultural enhancement.

Student Characteristics (Fall 2007) [More](#)

TOTAL NUMBER OF STUDENTS 4,463

Student Level and Enrollment Status



Undergraduate Success and Progress Rate

Data used to build graph and table are not yet available

UNDERGRADUATE PROFILE

Total 3,665

Gender

Women	2,160	59%
Men	1,505	41%

Race/Ethnicity

African American / Black	162	4%
American Indian / Alaskan Native	772	21%
Asian / Pacific Islander	20	1%
Hispanic	93	3%
International	84	2%
White	2,441	67%
Race/Ethnicity Unknown	93	3%


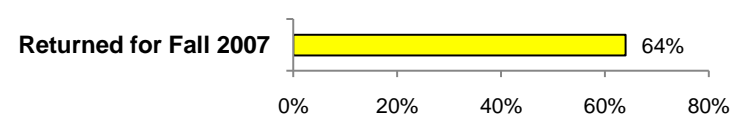
Geographic Distribution (Degree-Seeking)

Oklahoma	93%
Other US States & Territories	5%
Other Countries	2%

Age (Degree-Seeking)

Average Age	25.2
Percent of Undergraduates Age 25 or Older	29%

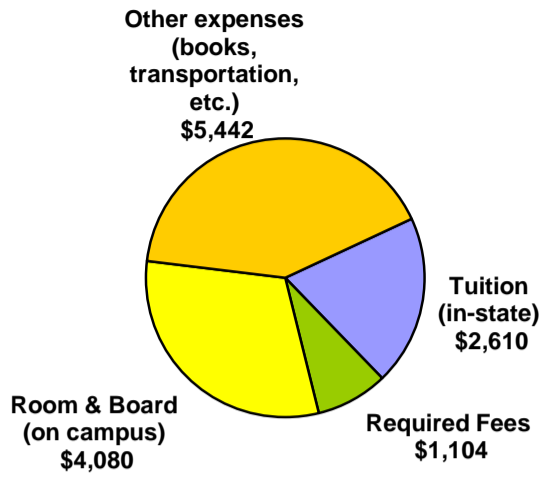
Retention of Fall 2006 First-Time, Full-time Students



One of the strengths of U.S. higher education is the broad range of diverse institutions, each with its own distinctive mission. We encourage you to check out college web sites and visit campuses to get a more complete picture of the opportunities available to you!

02/15/2008

Typical Undergraduate Costs per Year Without Financial Aid for Full-Time, In-State Students (2007-08)



Total: \$13,236

[CLICK HERE](#) for typical out-of-state costs and any discipline-specific tuition

The cost to attend varies based on the individual circumstances of students and may be reduced through grants and scholarships.

[CLICK HERE](#)
To get a cost estimate for students like you!

Financial Aid Awarded to Undergraduates (Fall 2007)

Overall Financial Aid

• 77% of Fall 2007 full-time undergraduates received financial aid of some type including need-based loans, work study, and non need-based scholarships.

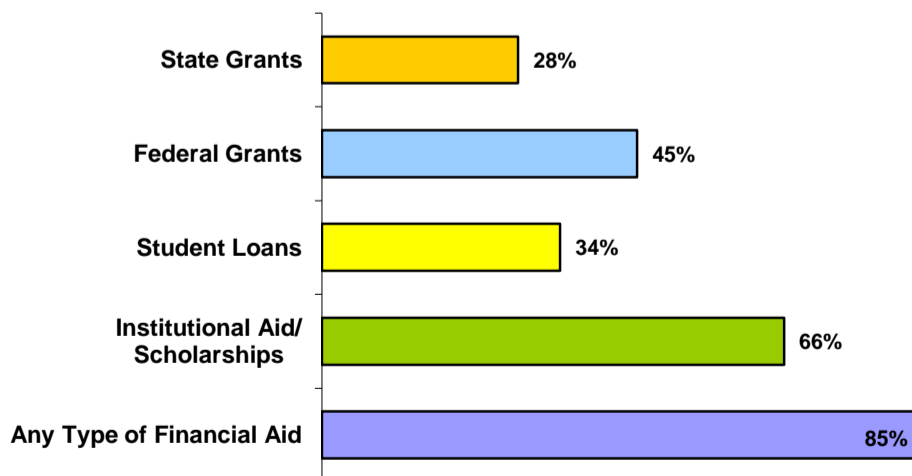
Annual Need-Based Scholarships & Grants

• 47% of Fall 2007 full-time undergraduates received need-based grants or scholarships; the average award for the year was \$3,294.

Annual Need-Based Loans

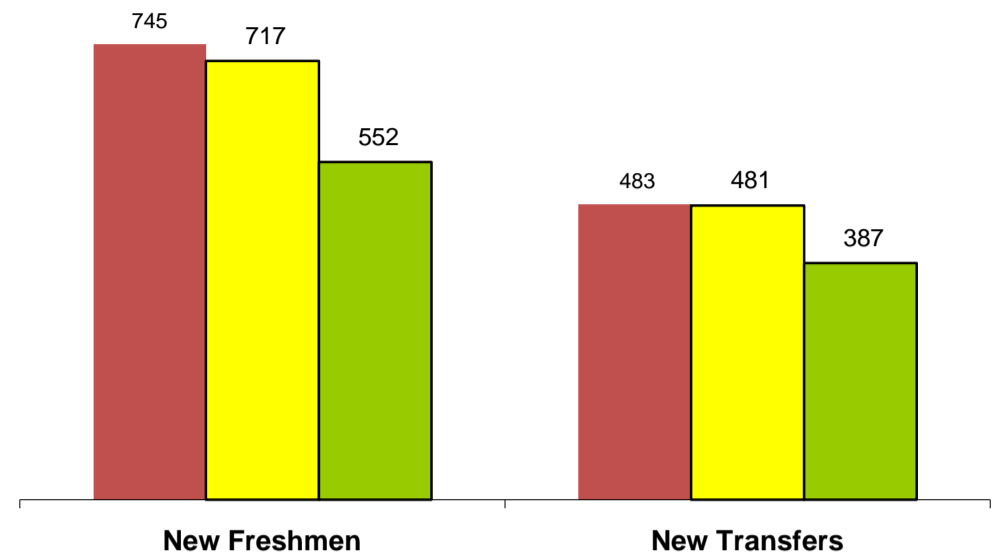
• 39% of Fall 2007 full-time undergraduates received need-based work-study and/or loans (not including parent loans); the average loan for the year was \$3,850.

Percent of Fall 2007 First-Time Students Receiving Each Type of Financial Aid



NOTE: Student may receive aid from more than one source.

■ Applied ■ Admitted ■ Enrolled



Academic Preparation of New Freshman

Test(s) Required for Admission: ACT

Middle 50% of Test Score Range	ACT	SAT
Composite	18-23	
Math	16-22	-
English	18-23	
Critical Reading		-

50% of admitted students have test scores within the ranges listed, 25% have scores above, and 25% have scores below.

Percent in top 25% of High School Graduating Class	42%
Percent in top 50% of High School Graduating Class	77%
Average High School GPA (4-point scale)	3.30

Degrees and Areas of Study [More](#)

Degrees Awarded at ECU in 2006-07

Bachelor's	674
Master's	277
Total	951

Areas of Study with the Largest Number of Undergraduate Degrees Awarded in 2006-07

Human Services	13%
Nursing	10%
Business Administration	9%
Elementary Education	8%
Biology/Biological Sciences	5%
All other degree areas	55%
Total	100%

[CLICK HERE](#) for a list of undergraduate and graduate programs

The ECU Community

East Central University is located in Ada, Oklahoma, which is centrally located between Oklahoma City and Dallas. The one hundred and thirty-five acre campus is nestled in the gentle hills in southern Oklahoma. The campus of ECU offers a safe and comfortable environment with numerous activities for students to enjoy. ECU is a public university offering Baccalaureate and Master's degrees. ECU has several unique academic programs include Cartography - one of only nine in the country, Environmental Health Science - one of only 23 across the country, Legal Students – only program in the state accredited by the American Bar Association. East Central University was established in 1909 as the East Central Normal School and will be celebrating its one hundredth anniversary in 2009.



Study at ECU [More](#)

Classroom Environment

Students per Faculty	18 to 1
Undergraduate classes with fewer than 30 students	85%
Undergraduate classes with fewer than 50 students	98%

Full-Time Instructional Faculty

Total Faculty	158
% Women	43%
% from Minority Groups	8%
% with Highest Degree in Field	69%

Carnegie Classification of Institutional Characteristics [More](#)

Basic Type

Master's Colleges and Universities (larger programs)

Size and Setting

Medium four-year, primarily nonresidential

Enrollment Profile

High undergraduate

Undergraduate Profile

Full-time four-year, selective, higher transfer-in

Undergraduate Instructional Program

Professions plus arts & sciences, some graduate coexistence

Graduate Instructional Program

Postbaccalaureate with arts & sciences (education dominant)

Student Housing [More](#)

60% of new freshmen live on campus

31% of all undergraduates live on campus

Campus Safety [More](#)

The East Central University Police Department is committed to the safety and security of the Campus Community. ECUPD provides uniformed state-certified police officers for enforcement of local, state and federal laws 24 hours per day. In addition, by agreement with the City of Ada and the Chickasaw Nation, campus police, city police, and tribal police enjoy an excellent working relationship. Officers are available to students or employees needing access to buildings or residences after hours upon request and presentation of proper identification. Around-the-clock car and foot patrol is maintained on campus property.


[CLICK HERE](#) for Campus Crime Statistics report.

Future Plans of Bachelor's Degree Recipients

Data used to build graph are not yet available

NOTE: Institutional classifications based on the Carnegie 2005 edition.

[CLICK HERE](#) for more information on Carnegie Classifications.



Student Experiences and Perceptions

Students who are actively involved in their own learning and development are more likely to be successful in college. Colleges and universities offer students a wide variety of opportunities both inside and outside the classroom to become engaged with new ideas, people, and experiences. Institutions measure the effectiveness of these opportunities in a variety of ways to better understand what types of activities and programs students find the most helpful.

[CLICK HERE](#) for examples of how ECU evaluates the experiences of its students.

In addition, institutions participating in the VSA program measure student involvement on campus using one of four national surveys.

Results from the survey are not yet available.

--	--

Student Learning Outcomes

All colleges and universities use multiple approaches to measure student learning. Many of these are specific to particular disciplines, many are coordinated with accrediting agencies, and many are based on outcomes after students have graduated. In addition, those institutions participating in the VSA measure increases in critical thinking, analytic reasoning, and written communication using one of three tests.

Student Learning Assessment at ECU

0

[CLICK HERE](#) for examples of student learning assessment and outcomes at ECU

Pilot Project to Measure Core Learning Outcomes

Results from the pilot project using one of the three learning outcomes tests are not yet available.