

EAST CENTRAL UNIVERSITY

OFFICE OF SPONSORED PROGRAMS & RESEARCH

Annual Report



FY 2009

ANNUAL REPORT

Vice President's Goals for FY 2009

The Office of Sponsored Programs & Research (OSPR) worked toward accomplishing the following Vice President's goals for FY 2009.

2. oversee the development of the major unit plans (academic affairs, fiscal and administrative, student development, advancement, athletic, and communications and marketing) for inclusion in the institution's strategic plan by August 11, 2008 (Provost, VPSD, VPAFA, AD, DM&C);

STATUS: The Associate Vice President for Sponsored Programs & Research worked with the Provost and other units to incorporate unit plans into the institution's strategic plan

4. identify the members of the steering committee for the next Higher Learning Commission re-accreditation self study by February 1, 2009 (President and Provost).

STATUS: The Associate Vice President for Sponsored Programs & Research will serve on the steering committee as chair of one of the criterion subcommittees.

FY 2009 Goals for All Units in the Academic Affairs Council

The Office of Sponsored Programs & Research (OSPR) worked toward accomplishing the following FY 2009 goals established for all units in the Academic Affairs Council.

1. participate in the planning for the ECU Centennial Celebration in 2009 [IP5];

STATUS: The OSPR has participated, as requested by the President and others, in planning the ECU Centennial Celebration.

and

2. each department or academic unit will identify a website coordinator to maintain and update their home pages for the new university web site [IP4, IP5, IP7].

STATUS: The OSPR identified a website coordinator, Norma Stettler, who will maintain and update the unit's homepage once the new university website is deployed.

ANNUAL REPORT

FY 2009 Goals for the Office of Academic Affairs

The Office of Sponsored Programs & Research (OSPR) worked toward accomplishing the following FY 2009 goals established for the Office of Academic Affairs.

4. develop incentives for individual faculty, departments, and colleges/schools for establishing and meeting performance goals - number of majors, number of graduates, reduction in F/AW/W rates, increased scholarship/creative performance, external funding, service learning opportunities, etc. (Provost, AVPAA, Deans, Chairs) [IP1, IP2, IP4, SG2, AP1.2, AP1.3, AP2.1, AP2.4, AP2.5, AP2.6, AP2.7];

STATUS: The OSPR implemented the new Sponsored Programs Performance Incentive and Supplemental Pay Policy in FY 2009.

7. assist Student Development with the creation of a campus retention plan (AVPAA) [IP4, SG1, AP2.2, AP2.3, AP2.4, AP2.5, AP2.6];

STATUS: The Associate Vice President for OSPR secured the Native American VOICES project which has a significant retention program.

10. assist as needed with the institution's efforts to establish a branch campus in Ardmore (President, Provost, Vice President for Finance and Administration, Associate Vice President for OSPR, Director of Distance Education, AHEC Program Coordinator/Academic Advisor, and others as appropriate) [IP4, SG4, AP4.6, AP5.1 AP5.3];

STATUS: The initiative to establish a branch campus in Ardmore did not advance in FY 2009.

11. continue work with AVP for the OSPR and the deans to establish a formal undergraduate research program in association with the Council on Undergraduate Research - CUR (Provost, AVP OSPR, DIR DIST ED) [IP1, IP2, IP3, IP4, SG2, SG4, AP3.1, AP3.4, AP3.5, AP3.6];

STATUS: An Undergraduate Research Working Group was established, and a strategic plan for the development of an Undergraduate Research Program at ECU was presented to the Provost.

16. provide support, encouragement, and advice to the Center of Continuing Education and Community Services to move the Child Development Center into financial self-sufficiency, or consider alternatives (Provost, Dir of CE/CS, and Dir of CDC) [IP6, SG1, AP5.1, AP5.2, AP5.3];

ANNUAL REPORT

STATUS: The Associate Vice President for Sponsored Programs & Research worked with the Center for Continuing Education and Community Services and the Child Development Center to implement strategies that will lead to increased self-sufficiency in FY 2010.

17. provide support and advice to the OSPR efforts to meet its goals to increase external funding by 5% (Provost & AVP OSPR) [IP3, SG4, AP1.6, AP3.1, AP3.3, AP3.4, AP3.5, AP3.6];

STATUS: The OSPR worked with administrators, faculty and staff to achieve a 6.7% increase in external funding for FY 2009.

23. determine a laboratory location for the Molecular Biology program by the end of the fall 2008 semester (Provost, VP for Fiscal & Administrative Affairs, Dean of CHS) [IP2, SG2, AP1.14, AP3.6];

STATUS: The Associate Vice President for the OSPR worked with VP for Finance and Administration, VP for Academic Affairs, Dean for the College of Health and Sciences and faculty within the Molecular Biology program to identify a space and funding to develop a laboratory.

FY 09 Goals for the Office of Sponsored Programs & Research

A. FURTHER DEVELOP A CULTURE OF SCHOLARLY RESEARCH AND GRANTSMANSHIP (IP3; SG4, AAP3; AAO 3.1, 3.3, 3.4, 3.5) BY:

1. presenting a professional development series in which at least 60% of all full-time faculty will participate in at least one session;

STATUS: The OSPR hosted several professional development opportunities for colleges, schools and individuals. Approximately 65% of full-time faculty participated in one or more of these events.

2. presenting two professional development opportunities for academic deans and department chairs as a means for increasing the University's leadership capacity in the area of Sponsored Programs & Research;

STATUS: The OSPR hosted one professional development opportunity for academic deans and department chairs as a means for increasing the University's leadership capacity in the area of Sponsored Programs & Research.

3. working with the provost and academic deans to develop at least one proposal that will support the development of an undergraduate research office;

STATUS: The following projects were funded in support of ECU's undergraduate research efforts:

ANNUAL REPORT

- 2009 INBRE Equipment Grant – Andrews (\$15,000)
- 2009 INBRE Summer Mentors – Andrews (\$2,200)
- 2009 INBRE Summer Mentors – Biles (\$2,200)
- 2009 INBRE Summer Mentors – Cluck (\$2,200)
- 2009 INBRE Summer Mentors – Fields (\$2,200)
- 2009 INBRE Summer Mentors – Fields (\$2,200)

In addition, we have received notice of two other funded projects that will support Undergraduate Research in the FY 2010:

- NSF Robert Noyce Project (\$1 million)
- ECU Undergraduate Research in Mathematics (\$20,000)

4. facilitating the following processes that will increase the capacity of the University to engage in undergraduate research:

- Assemble an undergraduate research working group that includes faculty, academic deans, staff, student and administrators by September 1, 2008.

STATUS: An undergraduate research working group was assembled and included: Dr. Bruce Weems (chair), Dr. Scott Barton, Dr. Terry Cluck, Dr. Guy Sewell, Ms. Pat Sutton, Mr. C. J. Vires, Dr. Vivian Whitney, Dr. Trisha Yarborough and two students.

- Make site visits to University with successful undergraduate research programs during the month of September 2008.

STATUS: No site visits were made.

- Make application for a four-member team from within the working group to attend an Institutionalizing Undergraduate Research Program that will be jointly sponsored by the Council on Undergraduate Research (CUR) and the National Science Foundation (NSF) in October 2008.

STATUS: Dr. Weems, Dr. Barton, Dr. Yarborough, Dr. Whitney and Mr. Vires attended the CUR Institutionalizing Undergraduate Research Workshop hosted at UCO in September 2008.

- The four-member team will return from the CUR/NSF workshop with a draft undergraduate research plan that identifies goals and strategies in each of the following areas:
 - Faculty Development
 - Curriculum Development
 - Financing
 - Facilities

ANNUAL REPORT

STATUS: The team returned with a draft strategic plan for Undergraduate Research.

- The draft undergraduate research plan will be reviewed, modified and adopted by the working group by December 2008.

STATUS: The Undergraduate Research Strategic Plan was presented to the Provost in March 2009.

6. coordinating an active learning forum/showcase in the fall or spring semester that highlights the impact of undergraduate research, service learning and honors programs;

STATUS: This activity was not completed.

7. increasing the number of faculty and staff benefitting from the Sponsored Program Incentive Policy in FY 2009 over FY 2008;

STATUS: In FY 2008, 31 faculty benefitted from the Sponsored Program Incentive Policy. This number increased to 34 in FY 2009.

8. increasing the amount of funding distributed to faculty, departments and colleges/schools through the Sponsored Program Incentive Policy in FY 2009 over FY 2008;

STATUS: In FY 2008, \$7,990 was distributed through the Sponsored Program Incentive policy. This amount increased to \$26,712 in FY 2009.

9. increasing the operational efficiency of the OSPR through the development of the following technology-driven processes in FY 2009:
 - electronic routing of the proposal planning sheet

STATUS: Some progress was made on electronic routing of the proposal planning sheet. The OSPR worked with IT to purchase software and complete initial mapping of the proposal planning process. This project was on track for implementation until Hannah McCann left in January. Hannah was coordinating this activity. The OSPR anticipates completing this activity in FY 2010.

- electronic files that are directly linked and are retrievable from the OSPR data base which includes the Proposal Planning Sheet, Proposal Development Certification Memo, and Proposal as submitted to the funding agency.

STATUS: The OSPR data base was modified so that all preaward documents are electronically stored and can be retrieved by all OSPR staff.

ANNUAL REPORT

10. Increasing the quality of OSPR service through the implementation of a quality service initiative linked to the proposal development process;

STATUS: The OSPR implemented a quality service initiative. Surveys were sent to each PI after proposal submission.

11. Increasing the scope of OSPR services by hiring a post-award compliance officer and developing post-award compliance policies;

STATUS: Mai Fields was hired as the OSPR Compliance Officer. The following policies were developed and approved in FY 2009:

- IRB Policy
- Time and Effort

The following policies have been developed, and it is anticipated they will be approved in FY 2010:

- Post Award
- Pre Award

12. Increasing the knowledge and skills of the OSPR staff as measured by 100% of staff completing at least 80% of their individual professional development objectives;

STATUS: Turnover in staff did not allow for tracking of this activity.

13. Increasing the knowledge and skill of the OSPR staff by having each staff person cross-train in another staff member's position for at least two-weeks;

STATUS: Two staff completed two weeks of cross training.

14. Completing a review and update of the OSPR policies, procedures and website by September 15, 2008;

STATUS: OSPR policies, procedures and website were updated by September 15, 2008.

B. INCREASE THE LEVEL OF EXTERNAL FUNDING (IP3; SG4; AAP3; AAO 3.1, 3.3, 3.4, 3.5, 3.6) BY:

15. Achieving a 5% external funding increase in FY 2009 over FY 2008;

STATUS: External funding increased from \$12,093,197 in FY 2008 to \$12,904,956 in FY 2009, an increase of 6.7%. In addition, the number of funded projects increased from 67 in FY 2008 to 81 in FY 2009, and the number of sources from which funding was received increased from 34 in FY 2008 to 41 in FY 2009.

ANNUAL REPORT

Source	Funding Level		Number of Projects		Number of Sources	
	FY 2008	FY 2009	FY 2008	FY 2009	FY 2008	FY 2009
Federal	\$6,194,057	\$7,082,175	27	30	12	13
State	\$5,739,356	\$4,787,943	28	36	11	16
Private	\$159,784	\$1,034,838	12	15	11	12
TOTAL	\$12,093,197	\$12,904,956	67	81	34	41

16. Achieving a 7% increase in the number of proposals submitted in FY 2009 over FY 2008.

STATUS: The number of proposals decreased from 95 in FY 2008 to 93 in FY 2009, a decrease of 2%. Total funding requested increased to \$19,451,929 in FY 2009 compared to \$22,556,665 in FY 2008. The number of sources from which funding was requested decreased from 52 in FY 2008 to 43 in FY 2009.

Source	Funding Requested		Number of Projects		Number of Sources	
	FY 2008	FY 2009	FY 2008	FY 2009	FY 2008	FY 2009
Federal	\$11,256,910	\$15,614,196	29	36	15	16
State	\$6,267,106	\$2,166,760	40	40	12	13
Private	\$5,032,649	\$1,670,073	26	17	22	14
TOTAL	\$22,556,665	\$19,451,929	95	93	52	43

17. Increasing the quality of proposals submitted by bench marking the following criteria in FY 2009:

- the number of proposals submitted at least three days before the submission deadline;
- the number of proposals reviewed by at least two internal readers prior to submission;
- the number of proposals reviewed by at least one external reader prior to submission.

STATUS: This data cannot be pulled from the OSPR database. We will try to modify the database to track such information in the future.

18. Assisting the Executive Director and Director of the Institute for Environmental Science Education and Research and the Dean of the College of Health in Sciences in meeting Year 2 benchmarks;

STATUS: Year 2 IESER bench marks will be reviewed in August 2009.

ANNUAL REPORT

C. DIVERSIFY THE BASE OF EXTERNAL FUNDING IN AREAS THAT HAVE BEEN HISTORICALLY AND COMPARATIVELY INACTIVE (IP3; SG4; AAP3; AAO 3.1, 3.3; 3.4; 3.5; 3.6) BY

19. Achieving a 7% increase in external funding in FY 2009 over FY 2008 in the following areas:

- College of Education and Psychology;

STATUS: In FY 2009, funding within the College of Education and Psychology increased to \$385,166, a 19% increase over FY 2008.

- College of Health and Sciences;

STATUS: In FY 2009, funding within the College of Health and Sciences increased to \$2,009,082, a 177% increase.

- School of Business

STATUS: In FY 2009, funding within the School of Business increased to \$135,393, a significant increase from \$329 received in FY 2008.

20. Bench marking external funding linked to support faculty and undergraduate research in FY 2009.

STATUS: This activity was not achieved.

21. Achieving a 5% increase in external funding received from private sources in FY 2009 over FY 2008.

STATUS: In FY 2009, ECU received \$1,034,838 from private sources compared to \$159,784 in FY 2008, an increase of 548%.

Programmatic Accomplishments

1. **Institutional capacity to develop, submit, and implement quality proposals continued to increase.** East Central University's commitment to increase institutional capacity linked to the success of Sponsored Programs & Research continued to provide direct benefits to those the institution serve. Additional commitments and investments linked to increased capacity include:

- Establishing a compliance office which includes a full-time compliance officer
- Developing a system to electronically manage proposal records
- Implementing a quality service initiative tied to proposal development
- Updating the University's IRB policies.

ANNUAL REPORT

2. **The number of funded proposals increased** from 67 in FY 2008 to 81 in FY 2009.
3. **The number of funding sources increased** from 34 in FY 2008 to 42 in FY 2009.
4. **The amount of funded proposals increased** from \$12,093,197 in FY 2008 to \$12,904,956 in FY 2009, an increase of 6.7%.
5. **The number of faculty recognized and the amount awarded through the incentive program increased.** The number of faculty recognized increased from 31 in FY 2008 to 34 in FY 2009, and the amount awarded increased from \$7,990 in FY 2008 to \$26,712 in FY 2009.
6. The OSPR coordinated the development of an **Undergraduate Research Strategic Plan.**

Faculty/Staff Accomplishments

Faculty Accomplishments FY 2009

- Eleven members of the faculty were recognized as first-time grant writers.
- Twenty-three members of the faculty were recognized for successfully securing external funds.
- Seven members of the faculty received incentives from the indirect cost incentive program.
- One faculty member received an incentive from the salary recovery program.
- Sixty-seven new proposals were submitted by faculty.

Staff Accomplishments FY 2009

OSPR staff acquired the following credentials or certifications:

- Mr. Vires obtained Certified Research Administrator credentials
- Dr. Whitney completed Research Ethics certification
- Ms. Fields and Mr. Vires completed Protection of Human Subjects in Research course

OSPR staff made the following presentations at national conference:

- Whitney, V. 2008, December. *Meaningful engagement to enhance diversity: Broadened impact actualized.* American Geophysical Union. San Francisco, CA.

OSRP staff made the following presentation at state conference:

- Vires, C. 2009, March. *The sponsored programs office in colleges and universities.* Presentation at the Role of Grantsmanship in Oklahoma Colleges and Universities sponsored by the Oklahoma State Regents for Higher Education. Oklahoma City, OK.

OSPR staff served on the following national committees or advisory groups or panels:

- Dr. Whitney participated in the American Academy for the Advancement of Sciences NSF Human Resources Directorate Briefing - Washington, DC: 9/18-19/08
- Dr. Whitney served on the 2009 Consortium for Ocean Leadership ODP Science Steering

ANNUAL REPORT

and Evaluation Panel. Utrecht, Netherlands: 05/22-29/09.

- Dr. Whitney served as a member of C-MORE Education Advisory Committee Meeting. Monterey, California: 05/15-17/09.

Student Accomplishments

The OSPR facilitated two activities that directly impacted students in FY 2009:

- The OSPR coordinated ECU's participation in **Oklahoma Research Day**. In FY 2009, 70 faculty and students participated in Oklahoma Research Day, compared to 52 in FY 2008, an increase of nearly 35%.
- OSPR has facilitated the development and growth of **ECU's Undergraduate Research Program**. In FY 2009, this effort included the development of an Undergraduate Research Strategic Plan and the funding of two projects totaling over \$1 million to solely support undergraduate research activities.

Summary

Strengths

- ☺ External funding experienced a steady increase from FY 2008 to FY 2009. During this time, funding increased from \$12.1 million to \$12.9 million.
- ☺ Indirect cost linked to new awards increased from \$565,229 in FY 2008 to \$703,818 in FY 2009.
- ☺ The number of projects funded and the number of sources from which funding was received increased in FY 2009, indicating further diversification of ECU's funding portfolio.
- ☺ Funding in seven of the eight major units increased in FY 2009. The College of Health and Sciences had the greatest increase (\$1,283,248 - 177%), followed by the College of Liberal Arts and Social Sciences (\$591,146 - 54%), and Academic Affairs (\$184,948 - 14%).
- ☺ ECU continues to outperform Oklahoma's other regional universities in the area of external funding. In FY 2009, ECU's E & G Part II Budget (Grants & Contracts) exceeded the average for all other regional universities in Oklahoma by \$13.6 million, or 257%. These funds provide a significant margin of excellence above programming supported through traditional funding sources. External funding furthers the mission of East Central University by providing substantial resources to initiate projects and activities that would otherwise be impossible.
- ☺ An objective benchmark of external funding across Oklahoma's state system of higher education can be achieved by comparing E & G, Part II (Sponsored Programs) budgets as a percentage of E & G, Part I (General Operation) budgets. In such a comparison, ECU ranks fifth in the Oklahoma system with an E & G, Part II budget that is 53% as much as the E & G, Part I budget. Southeastern Oklahoma State University is the next closest Regional University (20%).

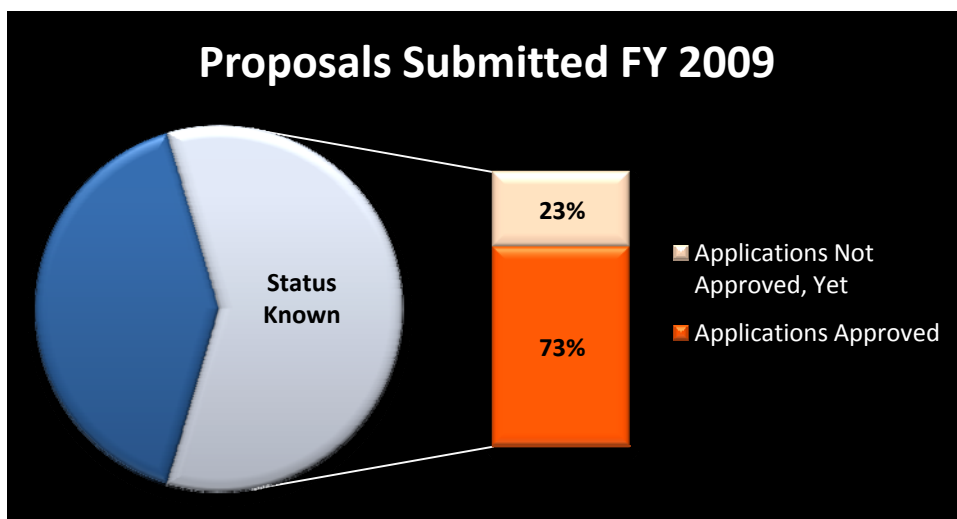
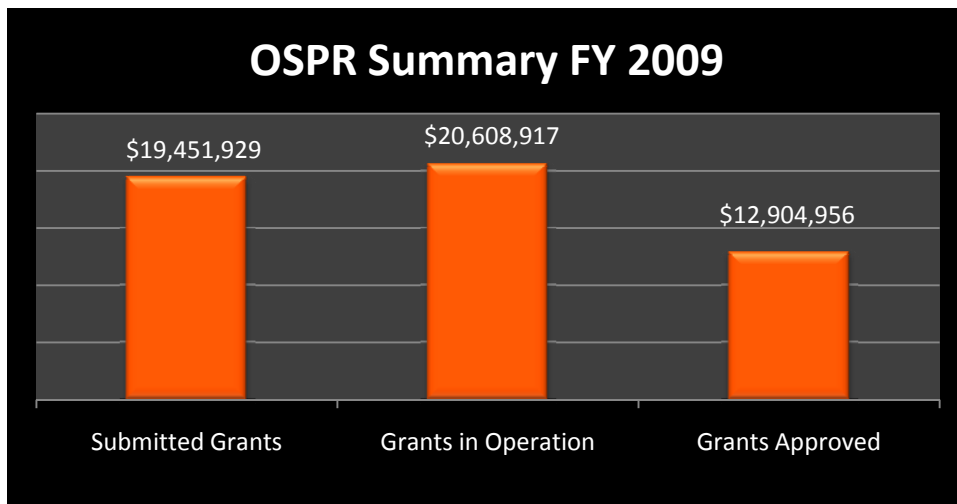
ANNUAL REPORT

- ☺ The development of process driving approaches coupled with OSPR staffing yielded significant ROI in FY 2008 and FY 2009.
- ☺ Quality of proposals improved in FY 2009. ECU has been notified of the funding status for 55 of the 93 proposals submitted in FY 2009. Of these 55 proposals, 40 proposals have been funded and 15 have been rejected. The 73% success rate is significantly higher than last year's 61%.

Concerns

- ☹ Continuing Education experienced a significant loss of funding (\$1.5 million) in FY 2009.
- ☹ While progress was made in the area of compliance, additional progress needs to be made in FY 2010.

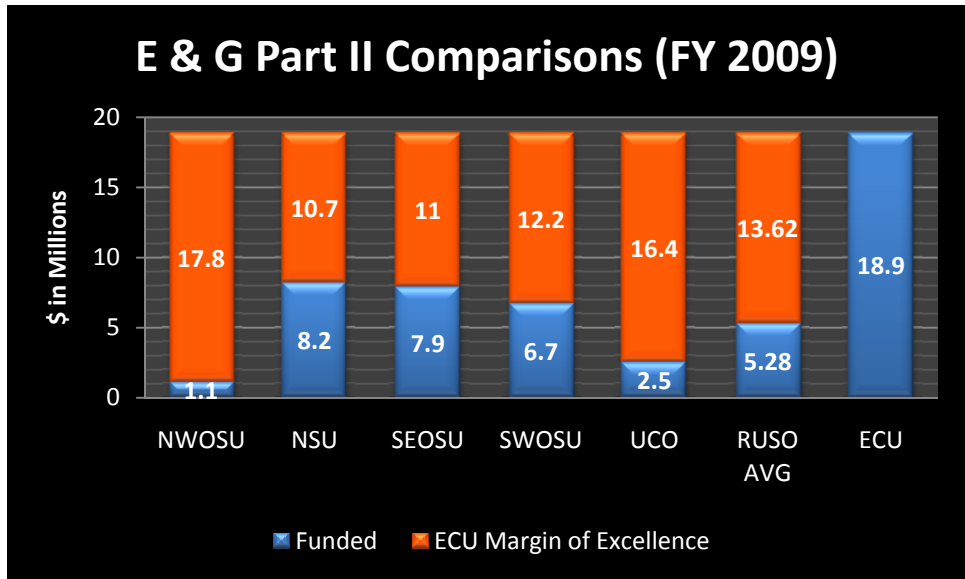
Charts & Graphs



ANNUAL REPORT

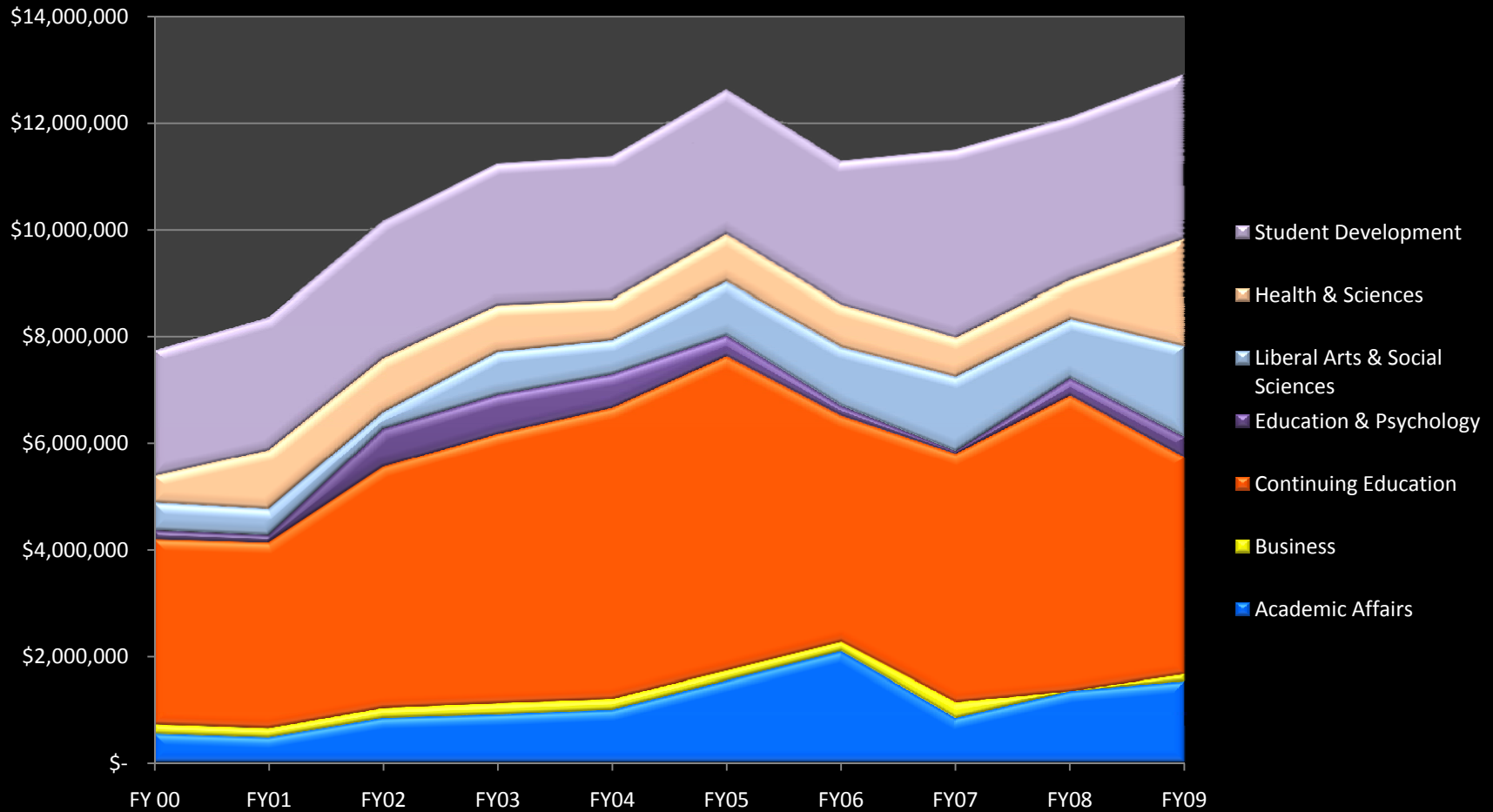
Benchmark Comparisons FY 2009				
Ranking	Institution	Total E&G, Part II	Total E&G Part I	E&G Part II as % of E&G Part I
1	OSU AG EXP	33,068,928	25,490,180	77%
2	OUHSC	177,241,730	135,427,666	76%
3	LU	31,441,879	21,640,000	69%
4	OSU-CVHS	26,360,623	15,000,000	57%
5	ECU	35,712,986	18,942,813	53%
6	OU	390,448,521	152,999,386	39%
14	RSU	30,325,157	6,000,000	20%
15	SEOSU	40,343,873	7,907,827	20%
17	OSU	319,111,040	45,000,000	14%
18	SWOSU	48,500,000	6,700,000	14%
19	NSU	75,154,724	8,163,703	11%
20	CU	44,472,021	4,096,401	9%
25	NWOSU	21,114,076	1,112,403	5%
27	OPSU	14,136,014	433,125	3%
30	UCO	116,884,703	2,467,181	2%

Source: Oklahoma State Regents for Higher Education, *Educational and General Budgets Summary and Analysis FY 2009*, p. 66



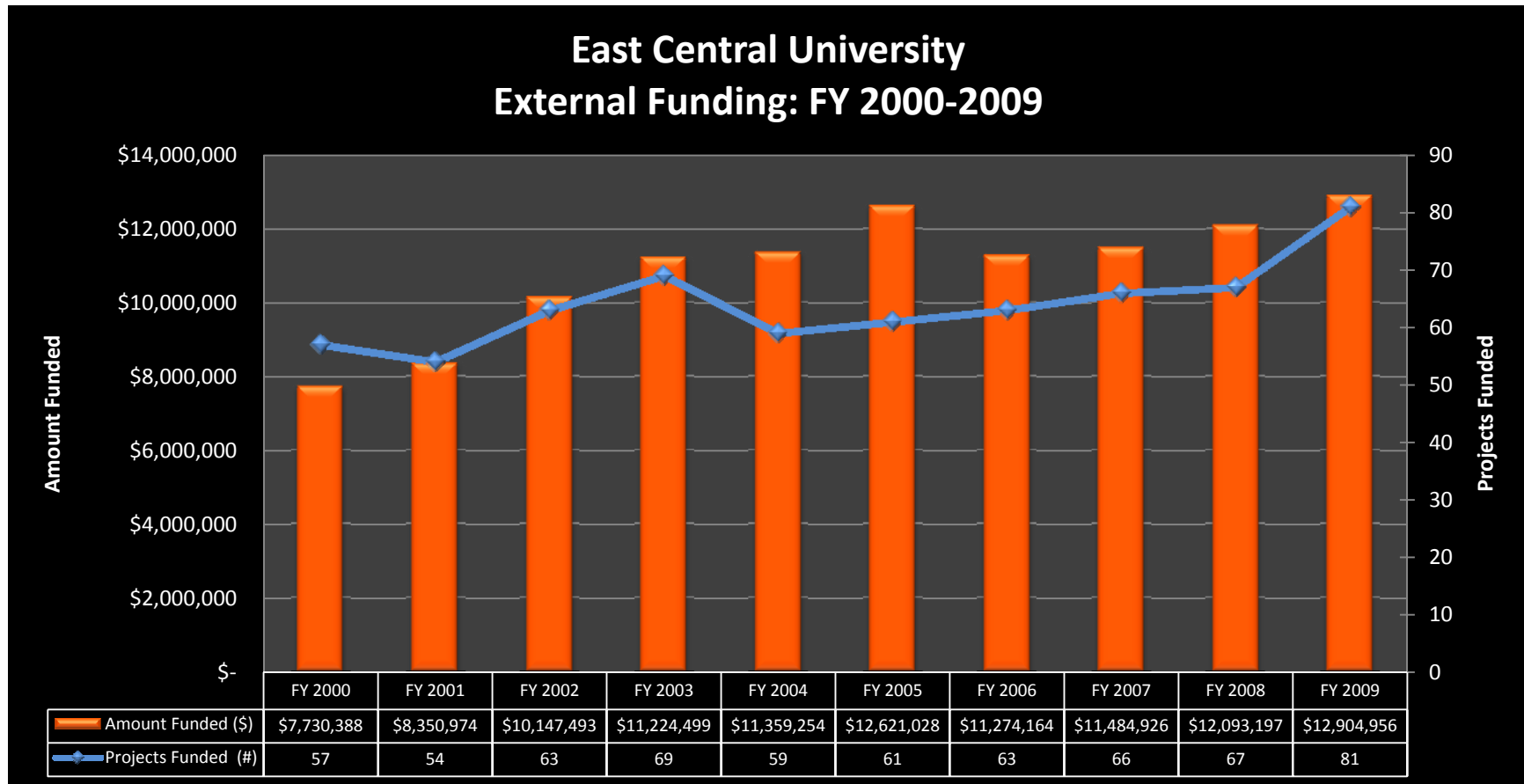
ANNUAL REPORT

East Central University External Funding FY 2000 - 2009



ANNUAL REPORT

College/School/Unit	FY 00	FY01	FY02	FY03	FY04	FY05	FY06	FY07	FY08	FY09	FY 2008 vs 2009 (%)	FY 2008 vs 2009 (\$)
Academic Affairs	\$ 549,606	\$ 478,249	\$ 845,068	\$ 911,275	\$ 994,527	\$ 1,535,123	\$ 2,078,443	\$ 842,786	\$ 1,337,171	\$ 1,522,119	14%	\$ 184,948
Business	\$ 174,718	\$ 171,843	\$ 182,486	\$ 207,654	\$ 200,553	\$ 186,225	\$ 177,779	\$ 293,409	\$ 329	\$ 135,393	41053%	\$ 135,064
Continuing Education	\$ 3,460,424	\$ 3,473,388	\$ 4,517,271	\$ 5,044,057	\$ 5,459,384	\$ 5,898,569	\$ 4,250,999	\$ 4,654,914	\$ 5,547,017	\$ 4,063,288	-27%	\$ (1,483,729)
Education & Psychology	\$ 170,322	\$ 138,770	\$ 715,373	\$ 734,177	\$ 626,915	\$ 386,250	\$ 183,797	\$ 50,495	\$ 323,383	\$ 385,166	19%	\$ 61,783
Liberal Arts & Social Sciences	\$ 514,575	\$ 488,042	\$ 309,643	\$ 802,082	\$ 635,640	\$ 997,378	\$ 1,098,007	\$ 1,393,793	\$ 1,103,109	\$ 1,694,255	54%	\$ 591,146
Health & Sciences	\$ 500,283	\$ 1,107,326	\$ 1,011,347	\$ 869,308	\$ 754,284	\$ 891,390	\$ 794,115	\$ 735,590	\$ 725,834	\$ 2,009,082	177%	\$ 1,283,248
Student Development	\$ 2,360,460	\$ 2,493,356	\$ 2,566,305	\$ 2,655,946	\$ 2,687,951	\$ 2,726,093	\$ 2,691,024	\$ 3,513,939	\$ 3,056,354	\$ 3,095,653	1%	\$ 39,299
Total	\$ 7,730,388	\$ 8,350,974	\$ 10,147,493	\$ 11,224,499	\$ 11,359,254	\$ 12,621,028	\$ 11,274,164	\$ 11,484,926	\$ 12,093,197	\$ 12,904,956	7%	\$ 811,759



ANNUAL REPORT

Funded by Unit

Title of Grant	Prin Invest	Unit/College	Div/Dept	Dept	Direct	Indirect	Total
McNair Scholars Program	P. Sutton	ACAFF	ACAFF	NONE	236,132	25,965	262,097
Synergistic Learning and Research Center	C. Vires	ACAFF	ACAFF	NONE	50,000	0	50,000
Native American Voices Influencing Student Success	C. Vires	ACAFF	ACAFF	NONE	1,073,247	134,775	1,208,022
					1,359,379	160,740	1,520,119

Title of Grant	Prin Invest	Unit/College	Div/Dept	Dept	Direct	Indirect	Total
Provide Statewide Resource and Referral Services for Child Care Providers	C. Bell	ACAFF	CE	NONE	154,730	2,360	157,090
Community Mobilization Smart Start Ada/South Central	C. Bell	ACAFF	CE	NONE	82,940	2,718	85,658
Developmentally Disabled Training Contract	S. Carrigan	ACAFF	CE	NONE	555,610	50,510	606,120
Geriatric Education Centers	R. Wetherill	ACAFF	CE	NONE	18,679	1,494	20,173
Tree Planting Project	B. Forshay	ACAFF	CE	NONE	23,815	0	23,815
Early Settlement - South Central	J. Johnston	ACAFF	CE	NONE	71,204	0	71,204
Early Settlement - East Central	K. King	ACAFF	CE	NONE	76,287	0	76,287
National Training Institute	P. Little	ACAFF	CE	NONE	4,691	0	4,691
National Smart Start Conference	P. Little	ACAFF	CE	NONE	5,400	0	5,400
Chickasaw Naiton CCAP QI 09	M. Malm	ACAFF	CE	NONE	2,250	0	2,250
Professional Development Institute - Reading	J. Vercelli	ACAFF	CE	NONE	2,950,000	50,000	3,000,000
Center for Learning and Leadership/University Center for Excellence	R. Wetherill	ACAFF	CE	NONE	9,815	785	10,600
					3,955,421	107,867	4,063,288

Title of Grant	Prin Invest	Unit/College	Div/Dept	Dept	Direct	Indirect	Total
Connecting to Collections Bookshelf	A. Brunk	ACAFF	LIB	NONE	2,000	0	2,000
					2,000	0	2,000

Title of Grant	Prin Invest	Unit/College	Div/Dept	Dept	Direct	Indirect	Total
Small Business Development Center	A. Ritter	BUS	BUS	NONE	100,041	35,352	135,393
					100,041	35,352	135,393

Title of Grant	Prin Invest	Unit/College	Div/Dept	Dept	Direct	Indirect	Total
Art Department Painting Class - Oklahoma Campus Compact	B. Jessop	CLASS	ART	NONE	500	0	500
McGraw Art Exhibit	H. McCann	CLASS	ART	NONE	500	0	500
Scissortail Creative Writing Festival	K. Hada	CLASS	ENGLGG	NONE	500	0	500
Creative Writing Festival	H. McCann	CLASS	ENGLGG	NONE	1,050	0	1,050
TAH: Beyond Textbooks, Beyond Lectures, Beyond Expectations - Stonewall	M. Barton	CLASS	HIST	NONE	318,760	0	318,760
COPS FY08 Technology Grant	S. Turner	CLASS	HUMRES	CRIMJUS	233,825	0	233,825
CSWE Gero-Ed Center Cycle 2 Curriculum Development Institute (CDI) Program	C. Bridges	CLASS	HUMRES	NONE	2,380	120	2,500
Oklahoma State Victim Assistance Academy	J. Burns	CLASS	HUMRES	NONE	22,810	0	22,810

ANNUAL REPORT

Inside Out Corrections - Oklahoma Campus Compact	J. Burns	CLASS	HUMRES	NONE	500	0	500
Reduce Crimes Against Women on Campus (CIRCAW)	J. Burns	CLASS	HUMRES	NONE	91,666	0	91,666
Contract with the Texas Department of Assistive and Rehabilitative Services	R. Elston	CLASS	HUMRES	NONE	56,809	0	56,809
Regional Univ SystemViolence Prevention P	S. Turner	CLASS	HUMRES	NONE	321,964	11,369	333,333
Rehab. Training-Long Term: Undergraduate Education	R. Robertson	CLASS	HUMRES	NONE	73,604	1,388	74,992
CSWE Gero-Ed Center Cycle 1 BSW Experiential Learning (BEL) Program	S. Armstrong	CLASS	HUMRES	NONE	3,562	178	3,740
CWPEP Special Project: Dedicated Multipurpose Interviewing Lab	J. Burke	CLASS	HUMRES	NONE	22,900	0	22,900
Child Welfare Professional Enhancement Program	J. Burke	CLASS	HUMRES	NONE	83,235	2,636	85,871
Undergraduate Rehab. Addiction	J. Flowers	CLASS	HUMRES	NONE	94,043	3,026	97,069
Forensic Justice Center	S. Turner	CLASS	HUMRES	NONE	285,264	50,117	335,381
Stages Travel Grant	S. Garcia	CLASS	MUSIC	NONE	0	0	0
All Steinway School - Piano Acquistion	S. Garcia	CLASS	MUSIC	NONE	7,800	0	7,800
Stages Travel Grant	S. Garcia	CLASS	MUSIC	NONE	250	0	250
Marching Percussion Festival	H. McCann	CLASS	MUSIC	NONE	1,000	0	1,000
Scissortail Music Series	H. McCann	CLASS	MUSIC	NONE	2,500	0	2,500
					1,625,421	68,834	1,694,255

Title of Grant	Prin Invest	Unit/College	Div/Dept	Dept	Direct	Indirect	Total
North Central Association	B. Osborne	EDUCPSY	EDUC	NONE	42,000	0	42,000
North Central AdvancED #3	B. Osborne	EDUCPSY	EDUC	NONE	36,000	0	36,000
North Central AdvancED	B. Osborne	EDUCPSY	EDUC	NONE	36,000	0	36,000
IMLS Library Media Grant	C. Thomas	EDUCPSY	EDUC	NONE	217,220	47,022	264,242
East Central University Science Spectacular	M. Pennington	EDUCPSY	EDUC	NONE	6,924	0	6,924
					338,144	47,022	385,166

Title of Grant	Prin Invest	Unit/College	Div/Dept	Dept	Direct	Indirect	Total
2009 INBRE Equipment Grant - Andrews	K. Andrews	MATHSCI	IESER	BIO	15,000	0	15,000
2009 INBRE Summer Mentors-Andrews	K. Andrews	MATHSCI	IESER	BIO	2,200	0	2,200
eCybermission	C. Biles	MATHSCI	IESER	BIO	5,250	0	5,250
2009 INBRE Summer Mentors - Biles	C. Biles	MATHSCI	IESER	BIO	2,200	0	2,200
Program REAP	C. Biles	MATHSCI	IESER	BIO	7,800	0	7,800
Initiative for Minority Students: Bridges to the Baccalaureate Degree	T. Cluck	MATHSCI	IESER	BIO	213,683	17,095	230,778
2009 INBRE Summer Mentors - Cluck	T. Cluck	MATHSCI	IESER	BIO	2,200	0	2,200
2009 INBRE Equipment Grant - Fields	S. Fields	MATHSCI	IESER	BIO	35,000	0	35,000
2009 INBRE Summer Mentors- Fields	S. Fields	MATHSCI	IESER	BIO	4,400	0	4,400
PC-Microbe	J. Long	MATHSCI	IESER	BIO	51,824	0	51,824
Chesapeake Cartography Scholarships	G. Plumb	MATHSCI	CARGEO	CARGEO	10,000	0	10,000
Oklahoma Space Grant	M. Micozzi	MATHSCI	IESER	CARGEO	29,500	0	29,500
Black Mesa Grant	M. Micozzi	MATHSCI	IESER	CARGEO	5,400	0	5,400
SURE-STEP Supporting Undergraduate Reserach and Education	D. Myers	MATHSCI	IESER	CHEM	54,112	8,888	63,000

ANNUAL REPORT

Native American Healthy Housing Training Center	P. Bohan	MATHSCI	IESER	ENVHS	16,625	0	16,625
Simulations and Exercises for Educational Effectiveness	P. Bohan	MATHSCI	IESER	ENVHS	13,650	5,515	19,165
Salt Water Discharge Assessment	G. Sewell	MATHSCI	IESER	ENVHS	1,007	0	1,007
Conoco Phillips Science Fair Awards	D. Weirick	MATHSCI	IESER	ENVHS	5,500	0	5,500
Oklahoma Science and Engineering Fair	D. Weirick	MATHSCI	IESER	ENVHS	50,000	0	50,000
Brownsfields Training Grant	G. Sewell	MATHSCI	IESER	ENVHS	35,000	0	35,000
Gem Jewelers Donation	D. Watson-Maile	MATHSCI	IESER	FACS	4,375	0	4,375
Secret Messages, The Lottery, Game Shows and Other Mathematical Pursuits	R. Ferdinand	MATHSCI	IESER	MATH	12,000	0	12,000
Mathematics Partnership Program of McCurtain County	J. Wansick	MATHSCI	IESER	MATH	99,381	0	99,381
Extended Campus ECU@AHEC Nursing	J. Catalano	MATHSCI	IESER	NURSG	701,298	0	701,298
Increase and Retention of Health Care Professionals in Texoma Healthcare Foundation's Service Area	J. Catalano	MATHSCI	IESER	NURSG	50,000	0	50,000
Nurse Education Practice and Retention	A. Davis	MATHSCI	IESER	NURSG	322,306	23,304	345,610
Meeting the Health Care Needs of the Chickasaw Nation	J. Parker	MATHSCI	IESER	NURSG	180,000	0	180,000
Oklahoma AMP Program	C. Rutledge	MATHSCI	IESER	PHYSCS	24,569	0	24,569
					1,954,280	54,802	2,009,082

Title of Grant	Prin Invest	Unit/College	Div/Dept	Dept	Direct	Indirect	Total
Educational Opportunity Center	E. Martin	STUDEV	EOC	NONE	417,229	33,378	450,607
Team Gear Up	M. Cox	STUDEV	GEARUP	NONE	243,580	19,484	263,064
Summer Lunch Program	K. Gardenhire	STUDEV	SSS	NONE	9,988	0	9,988
Talent Search	P. Howell	STUDEV	TALENT	NONE	502,075	40,165	542,241
Upward Bound	K. Gardenhire	STUDEV	UPBND	NONE	478,632	28,933	507,565
Upward Bound Regional Math/Science	R. Pettit	STUDEV	UPWDMS	NONE	278,359	18,676	297,035
Veterans Workforce Investment Program	M. Huckleberry	STUDEV	VETUP	NONE	681,818	68,182	750,000
Veterans Upward Bound	M. Huckleberry	STUDEV	VETUP	NONE	254,771	20,382	275,153
					2,866,452	229,200	3,095,653

ANNUAL REPORT

Summary	Direct	Indirect	Total
Academic Affairs			
Academic Affairs	\$1,359,379	\$160,740	\$1,520,119
Continuing Education	\$3,955,421	\$107,867	\$4,063,288
Library	\$2,000	\$0	\$2,000
	\$5,316,800	\$268,607	\$5,585,407
Liberal Arts and Social Sciences			
Art	\$1,000	\$0	\$1,000
English	\$1,550	\$0	\$1,550
History	\$318,760	\$0	\$318,760
Human Resources Department	\$1,292,561	\$68,834	\$1,361,395
Music	\$11,550	\$0	\$11,550
	\$1,625,421	\$68,834	\$1,694,255
Education & Psychology			
Education Department	\$338,144	\$47,022	\$385,166
	\$338,144	\$47,022	\$385,166
Health and Sciences			
Biology Department	\$339,557	\$17,095	\$356,652
Cartography Department	\$44,900	\$0	\$44,900
Chemistry Department	\$54,112	\$8,888	\$63,000
Environmental Health Sciences Department	\$121,782	\$5,515	\$127,297
Family and Consumer Science	\$4,375	\$0	\$4,375
Mathematics Department	\$111,381	\$0	\$111,381
Nursing	\$1,253,604	\$23,304	\$1,276,908
Physics Department	\$24,569	\$0	\$24,569
	\$1,954,280	\$54,802	\$2,009,082
Business			
Business Administration	\$100,041	\$35,352	\$135,393
	\$100,041	\$35,352	\$135,393
Student Development	\$2,866,452	\$229,200	\$3,095,653
	\$2,866,452	\$229,200	\$3,095,653
TOTAL	\$12,201,138	\$703,818	\$12,904,956

ANNUAL REPORT

Funded by Source

Title of Grant	Agency	PI	Total
Stages Travel Grant	AARTC	S. Garcia	0
Stages Travel Grant	AARTC	S. Garcia	250
Chesapeake Cartography Scholarships	CHEEC	G. Plumb	10,000
Chickasaw Naiton CCAP QI 09	CHICK	M. Malm	2,250
Meeting the Health Care Needs of the Chickasaw Nation	CHICK	J. Parker	180,000
CSWE Gero-Ed Center Cycle 1 BSW Experiential Learning (BEL) Program	CSWE	S. Armstrong	3,740
CSWE Gero-Ed Center Cycle 2 Curriculum Development Institute (CDI) Program	CSWE	C. Bridges	2,500
All Steinway School - Piano Acquisition	DONOR	S. Garcia	7,800
Gem Jewelers Donation	GEM	D. Watson-Maile	4,375
Scissortail Creative Writing Festival	MARI	K. Hada	500
Native American Healthy Housing Training Center	NCHH	P. Bohan	16,625
Conoco Phillips Science Fair Awards	PHILL	D. Weirick	5,500
Synergistic Learning and Research Center	SARKEYS	C. Vires	50,000
Extended Campus ECU@AHEC Nursing	SOMFD	J. Catalano	701,298
Increase and Retention of Health Care Professionals in Texoma Healthcare Foundation's Service Area	TEXHO	J. Catalano	50,000
			1,034,838

Title of Grant	Agency	PI	Total
Provide Statewide Resource and Referral Services for Child Care Providers	CCRR	C. Bell	157,090
2009 INBRE Equipment Grant - Andrews	INBRE	K. Andrews	15,000
2009 INBRE Summer Mentors-Andrews	INBRE	K. Andrews	2,200
2009 INBRE Summer Mentors - Cluck	INBRE	T. Cluck	2,200
2009 INBRE Equipment Grant - Fields	INBRE	S. Fields	35,000
2009 INBRE Summer Mentors - Biles	INBRE	C. Biles	2,200
Inside Out Corrections - Oklahoma Campus Compact	OCACP	J. Burns	500
Art Department Painting Class - Oklahoma Campus Compact	OCACP	B. Jessop	500
Professional Development Institute - Reading	OCTP	J. Vercelli	3,000,000
Summer Lunch Program	ODOC	K. Gardenhire	9,988
Tree Planting Project	ODOT	B. Forshay	23,815
Early Settlement - South Central	OKAOC	J. Johnston	71,204
Early Settlement - East Central	OKAOC	K. King	76,287
Creative Writing Festival	OKART	H. McCann	1,050
Marching Percussion Festival	OKART	H. McCann	1,000
McGraw Art Exhibit	OKART	H. McCann	500
Scissortail Music Series	OKART	H. McCann	2,500
Developmentally Disabled Training Contract	OKDHS	S. Carrigan	606,120
Community Mobilization Smart Start Ada/South Central	OKPSR	C. Bell	85,658

ANNUAL REPORT

National Training Institute	OKPSR	P. Little	4,691
National Smart Start Conference	OKPSR	P. Little	5,400
PC-Microbe	OSDE	J. Long	51,824
North Central Association	OSDE	B. Osborne	42,000
North Central AdvancED #3	OSDE	B. Osborne	36,000
North Central AdvancED	OSDE	B. Osborne	36,000
Mathematics Partnership Program of McCurtain County	OSDE	J. Wansick	99,381
Oklahoma Science and Engineering Fair	OSDE	D. Weirick	50,000
Secret Messages, The Lottery, Game Shows and Other Mathematical Pursuits	OSRHE	R. Ferdinand	12,000
East Central University Science Spectacular	OSRHE	M. Pennington	6,924
CWPEP Special Project: Dedicated Multipurpose Interviewing Lab	OU	J. Burke	22,900
Child Welfare Professional Enhancement Program	OU	J. Burke	85,871
Center for Learning and Leadership/University Center for Excellence	OU	R. Wetherill	10,600
Geriatric Education Centers	OUHSC	R. Wetherill	20,173
Small Business Development Center	SEOSU	A. Ritter	135,393
Contract with the Texas Department of Assistive and Rehabilitative Services	TXDAR	R. Elston	56,809
Simulations and Exercises for Educational Effectiveness	UMINN	P. Bohan	19,165
			4,787,943

Title of Grant	Agency	PI	Total
eCybermission	ARMY	C. Biles	5,250
Brownsfields Training Grant	EPA	G. Sewell	35,000
Nurse Education Practice and Retention	HRSA	A. Davis	345,610
Connecting to Collections Bookshelf	IMLS	A. Brunk	2,000
IMLS Library Media Grant	IMLS	C. Thomas	264,242
2009 INBRE Summer Mentors- Fields	INBRE	S. Fields	4,400
Oklahoma Space Grant	NASA	M. Micozzi	29,500
Black Mesa Grant	NASA	M. Micozzi	5,400
Salt Water Discharge Assessment	NASA	G. Sewell	1,007
Initiative for Minority Students: Bridges to the Baccalaureate Degree	NIH	T. Cluck	230,778
Forensic Justice Center	NIJ	S. Turner	335,381
SURE-STEP Supporting Undergraduate Reserach and Education	NSF	D. Myers	63,000
Oklahoma AMP Program	NSF	C. Rutledge	24,569
TAH: Beyond Textbooks, Beyond Lectures, Beyond Expectations - Stonewall	USDED	M. Barton	318,760
Team Gear Up	USDED	M. Cox	263,064
Undergraduate Rehab. Addiction	USDED	J. Flowers	97,069
Upward Bound	USDED	K. Gardenhire	507,565
Talent Search	USDED	P. Howell	542,241
Veterans Upward Bound	USDED	M. Huckleberry	275,153
Educational Opportunity Center	USDED	E. Martin	450,607

ANNUAL REPORT

Upward Bound Regional Math/Science	USDED	R. Pettit	297,035
Rehab. Training-Long Term: Undergraduate Education	USDED	R. Robertson	74,992
McNair Scholars Program	USDED	P. Sutton	262,097
Native American Voices Influencing Student Success	USDED	C. Vires	1,208,022
Program REAP	USDNAVY	C. Biles	7,800
Oklahoma State Victim Assistance Academy	USDOJ	J. Burns	22,810
Reduce Crimes Against Women on Campus (CIRCAW)	USDOJ	J. Burns	91,666
Regional Univ System Violence Prevention P	USDOJ	S. Turner	333,333
COPS FY08 Technology Grant	USDOJ	S. Turner	233,825
Veterans Workforce Investment Program	USDOL	M. Huckleberry	750,000
			7,082,175

Summary	Amount
Private	1,034,838
State	4,787,943
Federal	7,082,175
	12,904,956

Annual Report

Submitted by Unit

Title	Investigator	Agency	Unit/College	Div/Dept	Dept	Direct \$	Indirect \$	Total
ECU Community Safe Room	C. Vires	FEMA	ACAFF	ACAFF	NONE	1,505,695	0	1,505,695
Horace Mann Faust Hall HVAC Replacement	S. Turner	ODOC	ACAFF	ACAFF	NONE	2,355,000	0	2,355,000
KGOU 2000 Watt Station	R. Rafes	EEJFD	ACAFF	ACAFF	NONE	42,500	0	42,500
						3,903,195	0	3,903,195

Title	Investigator	Agency	Unit/College	Div/Dept	Dept	Direct \$	Indirect \$	Total
Tree Planting Project	B. Forshay	ODOT	ACAFF	CE	NONE	23,815	0	23,815
Early Settlement - South Central	J. Johnston	OKAOC	ACAFF	CE	NONE	71,204	0	71,204
National Training Institute	P. Little	OKPSR	ACAFF	CE	NONE	4,691	0	4,691
Center for Learning and Leadership/University Center for Excellence	R. Wetherill	OU	ACAFF	CE	NONE	9,815	785	10,600
National Smart Start Conference	P. Little	OKPSR	ACAFF	CE	NONE	5,400	0	5,400
Chickasaw Naiton CCAP Q1 09	M. Malm	CHICK	ACAFF	CE	NONE	2,250	0	2,250
Native American Contemporary Music and Arts Festival	R. Wetherill	NEART	ACAFF	CE	NONE	58,000	20,000	78,000
Smart Start South Central	P. Little	OKPSR	ACAFF	CE	NONE	74,000	0	74,000
Strengthening Families	C. Bell	OKDH	ACAFF	CE	NONE	13,000	0	13,000
Community Mobilization Expansion	P. Little	OKPSR	ACAFF	CE	NONE	15,000	0	15,000
The Arts and the American Recovery	B. Forshay	NEART	ACAFF	CE	NONE	46,867	0	46,867
RBOG for Green and Healthy Building Center	R. Wetherill	USDA	ACAFF	CE	NONE	199,966	0	199,966
Developmental Disabilities Training Grant	R. Wetherill	OKDHS	ACAFF	CE	NONE	555,610	50,510	606,120
Tiny Tigers CCAMPIS 2009	R. Wetherill	ODOC	ACAFF	CE	NONE	52,350	0	52,350
						1,131,968	71,295	1,203,263

Title	Investigator	Agency	Unit/College	Div/Dept	Dept	Direct \$	Indirect \$	Total
Preservation Assistance Grants for Small Institutions	A. Brunk	NEH	ACAFF	LIBR	NONE	6,000	0	6,000
						6,000	0	6,000

Title	Investigator	Agency	Unit/College	Div/Dept	Dept	Direct \$	Indirect \$	Total
Congressionally-directed grant	L. Lyon	DOE	ADMIN/FIN	ADMFIN	NONE	476,000	0	476,000
ECU Officer Acquisition Program	B. Miller	USDOJ	ADMIN/FIN	ADMFIN	NONE	83,385	0	83,385
						559,385	0	559,385

Title	Investigator	Agency	Unit/College	Div/Dept	Dept	Direct \$	Indirect \$	Total
Small Business Development Center	A. Ritter	OSBDC	BUS	BUSADM	NONE	128,128	35,352	163,480
						128,128	35,352	163,480

Annual Report

Title	Investigator	Agency	Unit/College	Div/Dept	Dept	Direct \$	Indirect \$	Total
McGraw Art Exhibit	H. McCann	OKART	CLASS	ART	NONE	500	0	500
ArtSmart	K. Rivers	NEART	CLASS	ART	NONE	56,770	19,360	76,130
McCormick Journalism Education Project	D. Gough	MCCOR	CLASS	COMM	NONE	625,000	0	625,000
Creative Writing Festival	H. McCann	OKART	CLASS	ENGLGG	NONE	1,050	0	1,050
Scissortail Creative Writing Festival	K. Hada	MARI	CLASS	ENGLGG	NONE	500	0	500
Fullbright Seminar Abroad	M. Sukholuts kaya	USDED	CLASS	ENGLGG	NONE	0	0	0
Enhancing Citizenship through Ethnic Literature: Oklahoma and Beyond	E. Hughes	OHC	CLASS	ENGLGG	NONE	85,000	0	85,000
International Studies & Foreign Languages	M. Sukholuts kaya	USDED	CLASS	ENGLGG	NONE	168,723	16,700	185,423
Scissortail Creative Writing Festival	K. Hada	CHEEC	CLASS	ENGLGG	NONE	7,500	0	7,500
Scissortail Creative Writing Festival	K. Hada	MARI	CLASS	ENGLGG	NONE	1,000	0	1,000
American Violence: Recovering from Disaster	L. Reese	NEH	CLASS	HIST	NONE	210,000	0	210,000
Nature/Culture: A Preliminary Inquiry	G. Sutton	NEH	CLASS	HIST	NONE	25,000	3,000	28,000
Tribal Training Program Grant	S. Turner	USDOJ	CLASS	HUMRES	NONE	757,516	142,484	900,000
Reduce Crimes Against Women on Campus (CIRCAW)	J. Burns	USDOJ	CLASS	HUMRES	NONE	91,666	0	91,666
Reduce Crimes Against Women on Campus (CIRCAW)	J. Burns	USDOJ	CLASS	HUMRES	NONE	91,666	0	91,666
Reduce Crimes Against Women on Campus (CIRCAW)	J. Burns	USDOJ	CLASS	HUMRES	NONE	91,666	0	91,666
Rehab. Long-Term Training - Rehab Counseling	R. Elston	RSA	CLASS	HUMRES	NONE	750,000	0	750,000
Child Welfare Professional Enhancement Program	J. Burke	OU	CLASS	HUMRES	NONE	83,235	2,636	85,871
Collaborative Learning Center	J. Burke	OU	CLASS	HUMRES	NONE	21,300	0	21,300
CWPEP Payback Fund Program	C. Bridges	OU	CLASS	HUMRES	NONE	8,200	2,320	10,520
Stages Travel Grant	S. Garcia	AARTC	CLASS	MUSIC	NONE	0	0	0
All Steinway School - Piano Acquisition	S. Garcia	DONOR	CLASS	MUSIC	NONE	7,800	0	7,800
Stages Travel Grant	S. Garcia	AARTC	CLASS	MUSIC	NONE	250	0	250
Marching Percussion Festival	H. McCann	OKART	CLASS	MUSIC	NONE	1,000	0	1,000
Scissortail Music Series	H. McCann	OKART	CLASS	MUSIC	NONE	2,500	0	2,500
So Percussion Ensemble	M. Hollingsworth	NEART	CLASS	MUSIC	NONE	15,919	6,881	22,800
OAC Major Grant Support	C. Vires	OKART	CLASS	MUSIC	NONE	8,900	0	8,900
So Percussion Residency	M. Hollingsworth	MAAA	CLASS	MUSIC	NONE	3,000	0	3,000
Oklahoma Campus Compact	C. Pappas	OCACP	CLASS	POLSCI	NONE	500	0	500
						3,116,161	193,381	3,309,542

Title	Investigator	Agency	Unit/College	Div/Dept	Dept	Direct \$	Indirect \$	Total
East Central University Science Spectacular	M. Pennington	OSRHE	EDUC/PSYCH	EDUC	NONE	6,924	0	6,924
NCA Coordinator (Judy Jolley)	B. Osborne	ODOC	EDUC/PSYCH	EDUC	NONE	42,000	0	42,000
NCA Associate Director (Jan Votravis)	B. Osborne	ODOC	EDUC/PSYCH	EDUC	NONE	36,000	0	36,000
NCA Associate Director (Jan Foreman)	B. Osborne	ODOC	EDUC/PSYCH	EDUC	NONE	36,000	0	36,000
High School Student Outreach Program	M. Klippenstine	APF	EDUC/PSYCH	PSYCH	NONE	20,000	0	20,000
						140,924	0	140,924

Annual Report

Title	Investigator	Agency	Unit/College	Div/Dept	Dept	Direct \$	Indirect \$	Total
dsRNA of Monosporascus Cannonballus	C. Biles	INBRE	MATH/SCI	BIOL	NONE	50,000	15,000	65,000
Melatonin Receptors in C Elegans	S. Fields	INBRE	MATH/SCI	BIOL	NONE	25,000	0	25,000
Investigating the binding properties of polycyclic aromatic hydrocarbons	M. Marlow	INBRE	MATH/SCI	CHEM	NONE	31,204	0	31,204
NASA Workforce & Career Development	M. Micozzi	NASA	MATH/SCI	EHSCI	NONE	1,000	0	1,000
Environmental Practices	G. Sewell	EPA	MATH/SCI	EHSCI	NONE	744,342	34,833	779,175
eCybermission	C. Biles	ARMY	MATH/SCI	IESER	BIO	5,250	0	5,250
PC-Microbe	J. Long	OSDE	MATH/SCI	IESER	BIO	51,824	0	51,824
2009 INBRE Summer Mentors - Biles	C. Biles	NIH	MATH/SCI	IESER	BIO	2,200	0	2,200
2009 INBRE Equipment Grant - Andrews	K. Andrews	INBRE	MATH/SCI	IESER	BIO	15,000	0	15,000
2009 INBRE Equipment Grant - Fields	S. Fields	INBRE	MATH/SCI	IESER	BIO	35,000	0	35,000
2009 INBRE Summer Mentors-Andrews	K. Andrews	INBRE	MATH/SCI	IESER	BIO	2,200	0	2,200
2009 INBRE Summer Mentors- Fields	S. Fields	INBRE	MATH/SCI	IESER	BIO	4,400	0	4,400
Program REAP	C. Biles	USDNAVY	MATH/SCI	IESER	BIO	7,800	0	7,800
2009 INBRE Summer Mentors - Cluck	T. Cluck	INBRE	MATH/SCI	IESER	BIO	2,200	0	2,200
Project Science Inquiry	R. Thompson	OSDE	MATH/SCI	IESER	BIO	86,000	0	86,000
UBM Training Undergraduates in Mathematical Modeling	S. Fields	OSRHE	MATH/SCI	IESER	BIO	11,838	0	11,838
Black Mesa Grant	M. Micozzi	NASA	MATH/SCI	IESER	CARGEO	5,400	0	5,400
SURE-STEP Supporting Undergraduate Reserach and Education	D. Myers	NSF	MATH/SCI	IESER	CHEM	54,112	8,888	63,000
Salt Water Discharge Assessment	G. Sewell	OKNASA	MATH/SCI	IESER	ENVHS	1,007	0	1,007
Conoco Phillips Science Fair Awards	D. Weirick	PHILL	MATH/SCI	IESER	ENVHS	5,500	0	5,500
Oklahoma Science and Engineering Fair	D. Weirick	OSDE	MATH/SCI	IESER	ENVHS	50,000	0	50,000
Gem Jewelers Donation	D. Watson-Maile	GEM	MATH/SCI	IESER	FACS	4,375	0	4,375
Mathematics Partnership Program of McCurtain County	J. Wansick	OSDE	MATH/SCI	IESER	MATH	99,381	0	99,381
Frink Chambers MPPO	L. Braddy	OSDE	MATH/SCI	IESER	MATH	300,000	0	300,000
ECU Undergrad Research in Math Grant	R. Ferdinand	CURM	MATH/SCI	IESER	MATH	20,000	0	20,000
ECU Robert Noyce Teacher Scholarship Program	R. Ferdinand	NSF	MATH/SCI	IESER	MATH	600,000	0	600,000
SEP-ARRA	G. Sewell	DOE	MATH/SCI	IESER	NONE	1,855,402	47,105	1,902,507
ECU Project Star	V. Whitney	IES	MATH/SCI	IESER	NONE	1,668,800	1,131,200	2,800,000
It takes a whole villiag	V. Whitney	NIH	MATH/SCI	IESER	NONE	1,000,000	404,000	1,404,000
Extended Campus ECU@AHEC Nursing	J. Catalano	SOMFD	MATH/SCI	IESER	NURSG	701,298	0	701,298
Meeting the Health Care Needs of the Chickasaw Nation	J. Parker	CHICK	MATH/SCI	IESER	NURSG	180,000	0	180,000
Increase and Retention of Health Care Professionals in Texoma	J. Catalano	TEXHO	MATH/SCI	IESER	NURSG	50,000	0	50,000
Oklahoma AMP Program	C. Rutledge	NSF	MATH/SCI	IESER	PHYSCS	24,569	0	24,569
ECAMP	C. Rutledge	NSF	MATH/SCI	PHYSCS	NONE	24,569	0	24,569
						7,719,671	1,641,026	9,360,697

Annual Report

Title	Investigator	Agency	Unit/College	Div/Dept	Dept	Direct \$	Indirect \$	Total
Student Support Services	D. Berty	USDED	STUDEV	SSS	NONE	230,000	20,000	250,000
Summer Lunch Program	K. Gardenhire	ODOC	STUDEV	UPBND	NONE	9,988	0	9,988
Veterans Workforce Investment Program	M. Huckleberry	USDOL	STUDEV	VETUP	NONE	500,000	45,455	545,455
						739,988	65,455	805,443

Annual Report

Summary	Direct	Indirect	Total
Academic Affairs			
Academic Affairs	\$3,903,195	\$0	\$3,903,195
Continuing Education	\$1,131,968	\$71,295	\$1,203,263
Library	\$6,000	\$0	\$6,000
	\$5,041,163	\$71,295	\$5,112,458
Liberal Arts and Social Sciences			
Art	\$57,270	\$19,360	\$76,630
Communications	\$625,000	\$0	\$625,000
English	\$263,773	\$16,700	\$280,473
History	\$235,000	\$3,000	\$238,000
Human Resources	\$1,895,249	\$147,440	\$2,042,689
Music	\$39,369	\$6,881	\$46,250
Political Science	\$500	\$0	\$500
	\$3,116,161	\$193,381	\$3,309,542
Education & Psychology			
Education	\$120,924	\$0	\$120,924
Psychology	\$20,000	\$0	\$20,000
	\$140,924	\$0	\$140,924
Health and Sciences			
Biology Department	\$298,712	\$15,000	\$313,712
Cartography Department	\$5,400	\$0	\$5,400
Chemistry Department	\$85,316	\$8,888	\$94,204
Environmental Health Sciences Department	\$801,849	\$34,833	\$836,682
IESER	\$4,524,202	\$1,582,305	\$6,106,507
Family and Consumer Science	\$4,375	\$0	\$4,375
Mathematics Department	\$1,019,381	\$0	\$1,019,381
Nursing	\$931,298	\$0	\$931,298
Physics Department	\$49,138	\$0	\$49,138
	\$7,719,671	\$1,641,026	\$9,360,697
Business			
Business Administration	\$128,128	\$35,352	\$163,480
	\$128,128	\$35,352	\$163,480
Administration and Finance	\$559,385	\$0	\$559,385
	\$559,385	\$0	\$559,385
Student Development	\$739,988	\$65,455	\$805,443
	\$739,988	\$65,455	\$805,443
TOTAL	\$17,445,420	\$2,006,509	\$19,451,929

Annual Report

Submitted by Source

Title	Investigator	Agency	School	Dept	Div	Direct \$	Indirect \$	Total
Stages Travel Grant	S. Garcia	AARTC	CLASS	MUSIC		0	0	0
Stages Travel Grant	S. Garcia	AARTC	CLASS	MUSIC		250	0	250
High School Student Outreach Program	M. Klippenstine	APF	EDUC/PSYCH	PSYCH		20,000	0	20,000
Scissortail Creative Writing Festival	K. Hada	CHEEC	CLASS	ENGLGG		7,500	0	7,500
Meeting the Health Care Needs of the Chickasaw Nation	J. Parker	CHICK	MATH/SCI	IESER	NURSG	180,000	0	180,000
Chickasaw Naiton CCAP QI 09	M. Malm	CHICK	ACAFF	CE		2,250	0	2,250
ECU Undergrad Research in Math Grant	R. Ferdinand	CURM	MATH/SCI	IESER	MATH	20,000	0	20,000
All Steinway School - Piano Acquisition	S. Garcia	DONOR	CLASS	MUSIC		7,800	0	7,800
KGOU 2000 Watt Station	R. Rafes	EEJFD	ADMIN	PRES		42,500	0	42,500
Gem Jewelers Donation	D. Watson-Maile	GEM	MATH/SCI	IESER	FACS	4,375	0	4,375
So Percussion Residency	M. Hollingsworth	MAAA	CLASS	MUSIC		3,000	0	3,000
Scissortail Creative Writing Festival	K. Hada	MARI	CLASS	ENGLGG		500	0	500
Scissortail Creative Writing Festival	K. Hada	MARI	CLASS	ENGLGG		1,000	0	1,000
McCormick Journalism Education Project	D. Gough	MCCOR	CLASS	COMM		625,000	0	625,000
Conoco Phillips Science Fair Awards	D. Weirick	PHILL	MATH/SCI	IESER	ENVHS	5,500	0	5,500
Extended Campus ECU@AHEC Nursing	J. Catalano	SOMFD	MATH/SCI	IESER	NURSG	701,298	0	701,298
Increase and Retention of Health Care Professionals in Texoma	J. Catalano	TEXHO	MATH/SCI	IESER	NURSG	50,000	0	50,000
						1,670,973	0	1,670,973

Title	Investigator	Agency	School	Dept	Div	Direct \$	Indirect \$	Total
2009 INBRE Equipment Grant - Andrews	K. Andrews	INBRE	MATH/SCI	IESER	BIO	15,000	0	15,000
2009 INBRE Equipment Grant - Fields	S. Fields	INBRE	MATH/SCI	IESER	BIO	35,000	0	35,000
2009 INBRE Summer Mentors-Andrews	K. Andrews	INBRE	MATH/SCI	IESER	BIO	2,200	0	2,200
2009 INBRE Summer Mentors - Cluck	T. Cluck	INBRE	MATH/SCI	IESER	BIO	2,200	0	2,200
Investigating the binding properties of polycyclic aromatic hydrocarbons	M. Marlow	INBRE	MATH/SCI	CHEM		31,204	0	31,204
Melatonin Receptors in C Elegans	S. Fields	INBRE	MATH/SCI	BIOL		25,000	0	25,000
2009 INBRE Summer Mentors- Fields	S. Fields	INBRE	MATH/SCI	IESER	BIO	4,400	0	4,400
dsRNA of Monosporascus Cannonballus	C. Biles	INBRE	MATH/SCI	BIOL		50,000	15,000	65,000
Oklahoma Campus Compact	C. Pappas	OCACP	CLASS	POLSCI		500	0	500
Summer Lunch Program	K. Gardenhire	ODOC	STUDEV	SSS		9,988	0	9,988
Tiny Tigers CCAMPIS 2009	R. Wetherill	ODOC	ACAFF	CHLDDV		52,350	0	52,350
NCA Coordinator (Judy Jolley)	B. Osborne	ODOC	EDUC/PSYCH	EDUC		42,000	0	42,000
NCA Associate Director (Jan Votravis)	B. Osborne	ODOC	EDUC/PSYCH	EDUC		36,000	0	36,000
NCA Associate Director (Jan Foreman)	B. Osborne	ODOC	EDUC/PSYCH	EDUC		36,000	0	36,000
Tree Planting Project	B. Forshay	ODOT	ACAFF	CE		23,815	0	23,815
Enhancing Citizenship through Ethnic Literature: Oklahoma and Beyond	E. Hughes	OHC	CLASS	ENGLGG		85,000	0	85,000
Early Settlement - South Central	J. Johnston	OKAOC	ACAFF	CE		71,204	0	71,204

Annual Report

Creative Writing Festival	H. McCann	OKART	CLASS	ENGLGG		1,050	0	1,050
Marching Percussion Festival	H. McCann	OKART	CLASS	MUSIC		1,000	0	1,000
McGraw Art Exhibit	H. McCann	OKART	CLASS	ART		500	0	500
Scissortail Music Series	H. McCann	OKART	CLASS	MUSIC		2,500	0	2,500
OAC Major Grant Support	C. Vires	OKART	CLASS	MUSIC		8,900	0	8,900
Strengthening Families	C. Bell	OKDHS	ACAFF	CE		13,000	0	13,000
Developmental Disabilities Training Grant	R. Wetherill	OKDHS	ACAFF	CE		555,610	50,510	606,120
National Training Institute	P. Little	OKPSR	ACAFF	CE		4,691	0	4,691
National Smart Start Conference	P. Little	OKPSR	ACAFF	CE		5,400	0	5,400
Smart Start South Central	P. Little	OKPSR	ACAFF	CE		74,000	0	74,000
Community Mobilization Expansion	P. Little	OKPSR	ACAFF	CE		15,000	0	15,000
Small Business Development Center	A. Ritter	SEOSU	ACAFF	ACAFF		128,128	35,352	163,480
Mathematics Partnership Program of McCurtain County	J. Wansick	OSDE	MATH/SCI	IESER	MATH	99,381	0	99,381
Oklahoma Science and Engineering Fair	D. Weirick	OSDE	MATH/SCI	IESER	ENVHS	50,000	0	50,000
PC-Microbe	J. Long	OSDE	MATH/SCI	IESER	BIO	51,824	0	51,824
Frink Chambers MPSO	L. Braddy	OSDE	MATH/SCI	IESER	MATH	300,000	0	300,000
Project Science Inquiry	R. Thompson	OSDE	MATH/SCI	IESER	BIO	86,000	0	86,000
East Central University Science Spectacular	M. Pennington	OSRHE	EDUC/PSYCH	EDUC		6,924	0	6,924
UBM Training Undergraduates in Mathematical Modeling of Population Genetics	S. Fields	OSRHE	MATH/SCI	IESER	BIO	11,838	0	11,838
Child Welfare Professional Enhancement Program	J. Burke	OU	CLASS	HUMRES	SOCWRK	83,235	2,636	85,871
Center for Learning and Leadership/University Center for Excellence	R. Wetherill	OU	ACAFF	CE		9,815	785	10,600
Collaborative Learning Center	J. Burke	OU	CLASS	HUMRES		21,300	0	21,300
CWPEP Payback Fund Program	C. Bridges	OU	CLASS	HUMRES		8,200	2,320	10,520
						2,060,157	106,603	2,166,760

Title	Investigator	Agency	School	Dept	Div	Direct \$	Indirect \$	Total
eCybermission	C. Biles	ARMY	MATH/SCI	IESER	BIO	5,250	0	5,250
SEP-ARRA	G. Sewell	DOE	MATH/SCI	IESER		1,855,402	47,105	1,902,507
Congressionally-directed grant	L. Lyon	DOE	ADMIN/FIN	ADMFIN		476,000	0	476,000
Environmental Practices	G. Sewell	EPA	MATH/SCI	EHSCI		744,342	34,833	779,175
ECU Community Safe Room	C. Vires	FEMA	ACAFF	ACAFF		1,505,695	0	1,505,695
ECU Project Star	V. Whitney	IES	MATH/SCI	IESER		1,668,800	1,131,200	2,800,000
Black Mesa Grant	M. Micozzi	NASA	MATH/SCI	IESER	CARGEO	5,400	0	5,400
NASA Workforce & Career Development	M. Micozzi	NASA	MATH/SCI	EHSCI		1,000	0	1,000
ArtSmart	K. Rivers	NEART	CLASS	ART		56,770	19,360	76,130
So Percussion Ensemble	M. Hollingsworth	NEART	CLASS	MUSIC		15,919	6,881	22,800
Native American Contemporary Music and Arts Festival	R. Wetherill	NEART	ACAFF	CE		58,000	20,000	78,000
The Arts and the American Recovery	B. Forshay	NEART	ACAFF	CE		46,867	0	46,867
American Violence: Recovering from Disaster	L. Reese	NEH	CLASS	HIST		210,000	0	210,000
Nature/Culture: A Preliminary Inquiry	G. Sutton	NEH	CLASS	HIST		25,000	3,000	28,000

Annual Report

Preservation Assistance Grants for Small Institutions	A. Brunk	NEH	ACAFF	LIBR		6,000	0	6,000
2009 INBRE Summer Mentors - Biles	C. Biles	NIH	MATH/SCI	IESER	BIO	2,200	0	2,200
It takes a whole villiag	V. Whitney	NIH	MATH/SCI	IESER		1,000,000	404,000	1,404,000
SURE-STEP Supporting Undergraduate Reserach and Education	D. Myers	NSF	MATH/SCI	IESER	CHEM	54,112	8,888	63,000
Oklahoma AMP Program	C. Rutledge	NSF	MATH/SCI	IESER	PHYSCS	24,569	0	24,569
ECU Robert Noyce Teacher Scholarship Program	R. Ferdinand	NSF	MATH/SCI	IESER	MATH	600,000	0	600,000
ECAMP	C. Rutledge	NSF	MATH/SCI	PHYSCS		24,569	0	24,569
Salt Water Discharge Assessment	G. Sewell	OKNASA	MATH/SCI	IESER	ENVHS	1,007	0	1,007
Rehab. Long-Term Training - Rehab Counseling	R. Elston	RSA	CLASS	HUMRES	REHAB	750,000	0	750,000
RBOG for Green and Healthy Building Center	R. Wetherill	USDA	ACAFF	CE		199,966	0	199,966
Fullbright Seminar Abroad	M. Sukholutskaya	USDED	CLASS	ENGLGG		0	0	0
Student Support Services	D. Berty	USDED	STUDEV	SSS		230,000	20,000	250,000
International Studies & Foreign Languages	M. Sukholutskaya	USDED	CLASS	ENGLGG		168,723	16,700	185,423
Program REAP	C. Biles	USDNAVY	MATH/SCI	IESER	BIO	7,800	0	7,800
Horace Mann Faust Hall HVAC Replacement	S. Turner	USDOC	ACAFF	ADMIN		2,355,000	0	2,355,000
Reduce Crimes Against Women on Campus (CIRCAW)	J. Burns	USDOJ	CLASS	HUMRES	NONE	91,666	0	91,666
Reduce Crimes Against Women on Campus (CIRCAW)	J. Burns	USDOJ	CLASS	HUMRES	NONE	91,666	0	91,666
Reduce Crimes Against Women on Campus (CIRCAW)	J. Burns	USDOJ	CLASS	HUMRES	NONE	91,666	0	91,666
Tribal Training Program Grant	S. Turner	USDOJ	CLASS	HUMRES	CRIMJUS	757,516	142,484	900,000
ECU Officer Acquisition Program	B. Miller	USDOJ	ADMIN/FIN	POLICE		83,385	0	83,385
Veterans Workforce Investment Program	M. Huckleberry	USDOL	STUDEV	STUDEV		500,000	45,455	545,455
						13,714,290	1,899,906	15,614,196

Summary	Amount
Private	1,670,973
State	2,166,760
Federal	15,614,196
	19,451,929